

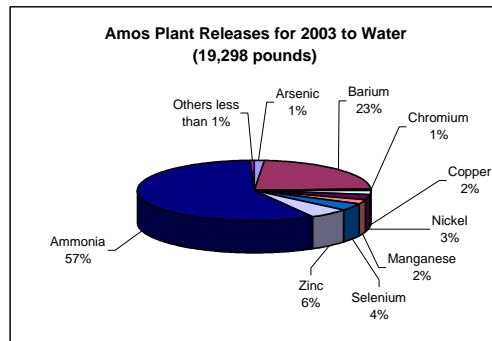
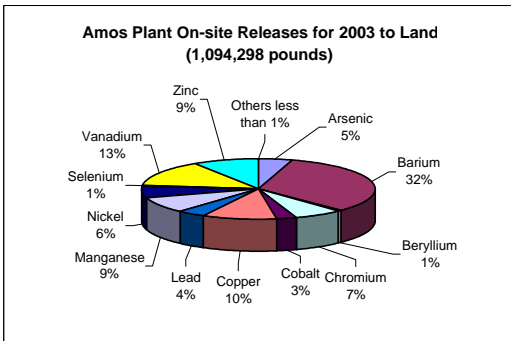
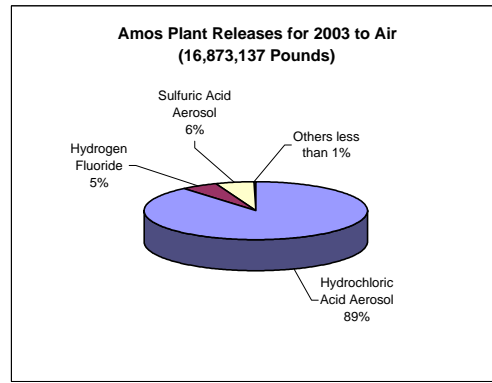
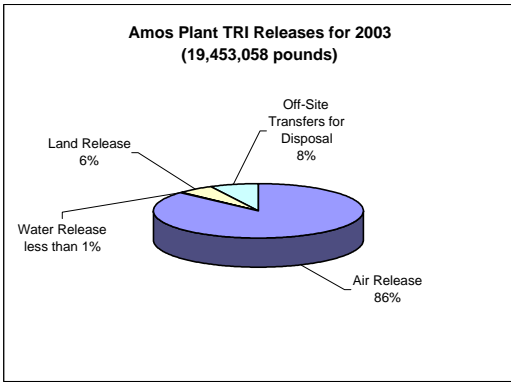
## Amos Plant: Toxics Release Inventory for 2003

Plant: Amos; Location: St. Albans, West Virginia  
 Contact Person: R. Joseph Haynes; Telephone: (304) 759-3430  
 2003 Generation -- 18,519,094 megawatthours; 2003 Coal Burned -- 14,842,542,000 pounds

**Amos Plant Estimated TRI Releases for 2003  
(pounds)**

Chemical	Air	Water	On-site Land	Off-site Transfer	Total
Antimony Compounds	(a)	(a)	(a)	(a)	(a)
Arsenic Compounds	435	274	52,084	71,162	123,955
Barium Compounds	635	4,400	357,500	493,250	855,785
Beryllium Compounds	21	0	5,886	8,000	13,907
Chromium Compounds	950	142	74,400	100,163	175,655
Cobalt Compounds	195	82	30,630	41,000	71,907
Copper Compounds	605	450	111,500	130,000	242,555
Lead Compounds	411	51	41,907	57,322	99,691
Manganese Compounds	1,100	440	96,400	130,000	227,940
Mercury Compounds	902	0	286	397	1,585
Nickel Compounds	1,450	520	64,600	85,000	151,570
Selenium Compounds	23,005	729	7,424	10,033	41,191
Thallium Compounds	(a)	(a)	(a)	(a)	(a)
Vanadium Compounds	865	0	152,700	200,000	353,565
Zinc Compounds	2,305	1,110	98,980	140,000	242,395
Hydrochloric Acid Aerosol	15,000,000	(b)	(b)	(b)	15,000,000
Hydrogen Fluoride	910,000	0	0	0	910,000
Sulfuric Acid Aerosol	930,000	(b)	(b)	(b)	930,000
Ammonia	250	11,100	0	0	11,350
Chlorine	(a)	(a)	(a)	(a)	(a)
Benzo(g,h,i)perylene	0.27	0.00	0.00	0.00	0.27
PACs	6.70	0.00	0.00	0.00	6.70
Dioxins (ounces)	0.074	0.000	0.000	0.000	0.074
Dioxins (ounces TEQ) (c)	0.0027	0.0000	0.0000	0.0000	0.0027
Totals	16,873,137	19,298	1,094,298	1,466,326	19,453,058

Note: (a) The management and release of this substance falls below reporting levels set by the U.S. EPA.  
 (b) U.S. EPA only requires reporting of airborne forms of hydrochloric and sulfuric acid.  
 (c) Toxic equivalent; see AEP.Com for further explanation.



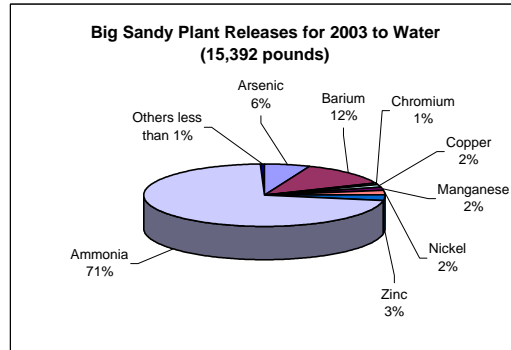
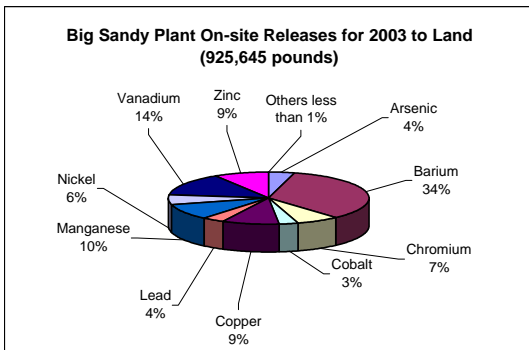
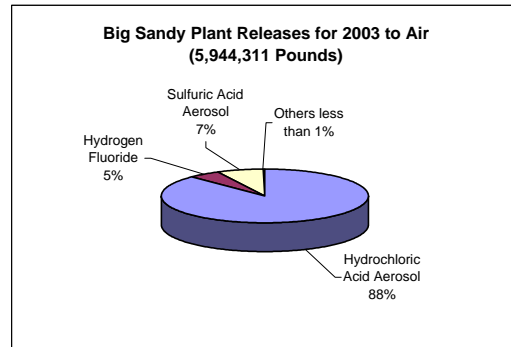
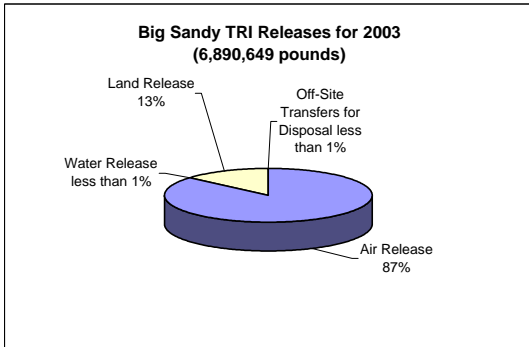
## Big Sandy Plant: Toxics Release Inventory for 2003

Plant: Big Sandy; Location: Louisa, Kentucky  
 Contact Person: Jennifer Phelps; Telephone: (606) 686-2415 ext. 1316  
 2003 Generation -- 6,170,931 megawatthours; 2003 Coal Burned -- 4,940,550,000 pounds

**Big Sandy Plant Estimated TRI Releases for 2003  
(pounds)**

Chemical	Air	Water	On-site Land	Off-site Transfer	Total
Antimony Compounds	(a)	(a)	(a)	(a)	(a)
Arsenic Compounds	1,005	926	39,560	230	41,721
Barium Compounds	3,005	1,930	315,000	4,600	324,535
Beryllium Compounds	(a)	(a)	(a)	(a)	(a)
Chromium Compounds	1,650	134	65,000	230	67,014
Cobalt Compounds	315	6	26,700	0	27,021
Copper Compounds	635	238	87,000	0	87,873
Lead Compounds	878	85	33,543	232	34,739
Manganese Compounds	1,205	240	88,000	0	89,445
Mercury Compounds	336	0	242	9	587
Nickel Compounds	1,220	357	58,000	0	59,577
Selenium Compounds	(a)	(a)	(a)	(a)	(a)
Thallium Compounds	(a)	(a)	(a)	(a)	(a)
Vanadium Compounds	1,505	0	130,000	0	131,505
Zinc Compounds	2,305	441	82,600	0	85,346
Hydrochloric Acid Aerosol	5,200,000	(b)	(b)	(b)	5,200,000
Hydrogen Fluoride	300,000	0	0	0	300,000
Sulfuric Acid Aerosol	430,000	(b)	(b)	(b)	430,000
Ammonia	250	11,035	0	0	11,285
Benzo(g,h,i)perylene	0.09	0.00	0.00	0.00	0.09
Chlorine	(a)	(a)	(a)	(a)	(a)
PACs	2.30	0.00	0.00	0.00	2.30
Dioxins (ounces)	0.025	0.000	0.000	0.000	0.025
Dioxins (ounces TEQ) (c)	0.0009	0.0000	0.0000	0.0000	0.0009
Totals	5,944,311	15,392	925,645	5,302	6,890,649

Note: (a) The management and release of this substance falls below reporting levels set by the U.S. EPA.  
 (b) U.S. EPA only requires reporting of airborne forms of hydrochloric and sulfuric acid.  
 (c) Toxic equivalent; see AEP.Com for further explanation.



## Cardinal Plant: Toxics Release Inventory for 2003

**Plant: Cardinal; Location: Brilliant, Ohio**

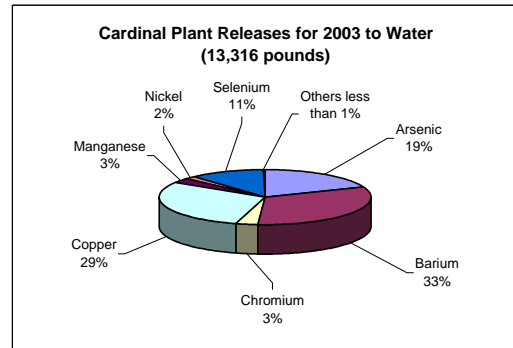
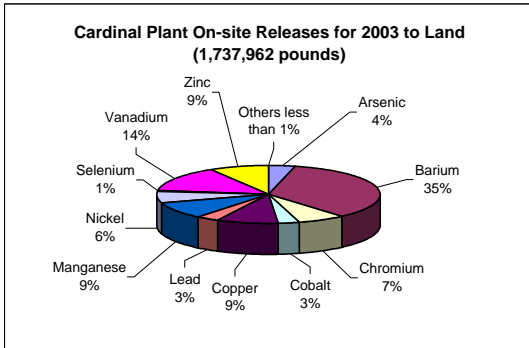

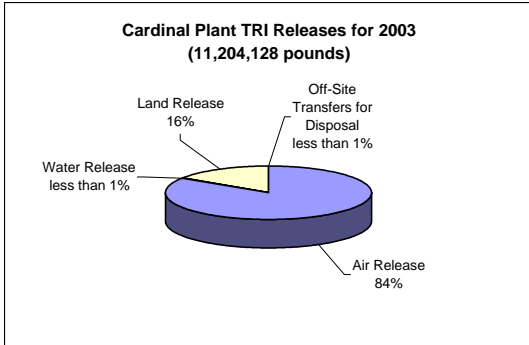
**Contact Person: Charles Hewett; Telephone: (740) 598-6511**

**2003 Generation -- 10,556,646 megawatthours; 2003 Coal Burned -- 8,462,588,000 pounds**

**Cardinal Plant Estimated TRI Releases for 2003  
(pounds)**

Chemical	Air	Water	On-site Land	Off-site Transfer	Total
Antimony Compounds	(a)	(a)	(a)	(a)	(a)
Arsenic Compounds	325	2,501	69,750	530	73,106
Barium Compounds	485	4,305	600,000	11,000	615,790
Beryllium Compounds	(a)	(a)	(a)	(a)	(a)
Chromium Compounds	740	441	123,000	530	124,711
Cobalt Compounds	145	0	51,100	0	51,245
Copper Compounds	415	3,925	155,000	0	159,340
Lead Compounds	299	1	60,611	533	61,444
Manganese Compounds	850	376	163,000	0	164,226
Mercury Compounds	657	0	301	21	980
Nickel Compounds	1,000	213	110,000	0	111,213
Selenium Compounds	13,005	1,501	9,200	110	23,816
Thallium Compounds	(a)	(a)	(a)	(a)	(a)
Vanadium Compounds	595	1	246,000	0	246,596
Zinc Compounds	1,605	53	150,000	0	151,658
Hydrochloric Acid Aerosol	8,200,000	(b)	(b)	(b)	8,200,000
Hydrogen Fluoride	520,000	0	0	0	520,000
Sulfuric Acid Aerosol	700,000	(b)	(b)	(b)	700,000
Ammonia	(a)	(a)	(a)	(a)	(a)
Chlorine	(d)	(d)	(d)	(d)	(d)
Benzo(g,h,i)perylene	0.16	0.00	0.00	0.00	0.16
PACs	3.90	0.00	0.00	0.00	3.90
Dioxins (ounces)	0.042	0.000	0.000	0.000	0.042
Dioxins (ounces TEQ) (c)	0.0016	0.0000	0.0000	0.0000	0.0016
Totals	9,440,126	13,316	1,737,962	12,724	11,204,128

Note: (a) The management and release of this substance falls below reporting levels set by the U.S. EPA.  
 (b) U.S. EPA only requires reporting of airborne forms of hydrochloric and sulfuric acid.  
 (c) Toxic equivalent; see AEP.Com for further explanation.  
 (d) A Form A was filed for this chemical at this facility; see AEP.Com for further explanation.



## Clinch River Plant: Toxics Release Inventory for 2003

**Plant: Clinch River; Location: Cleveland, Virginia**

**Contact Person: Ricky Chafin; Telephone: (540) 889-7314**

**2003 Generation -- 4,382,926 megawatthours; 2003 Coal Burned -- 3,534,994,000 pounds**

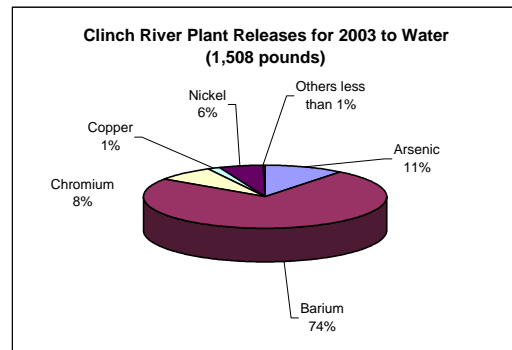
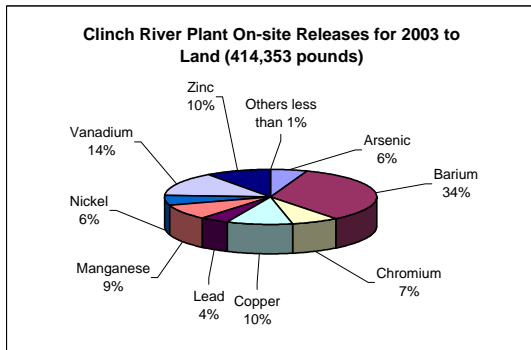
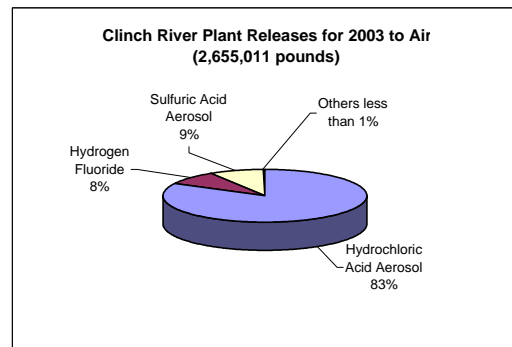
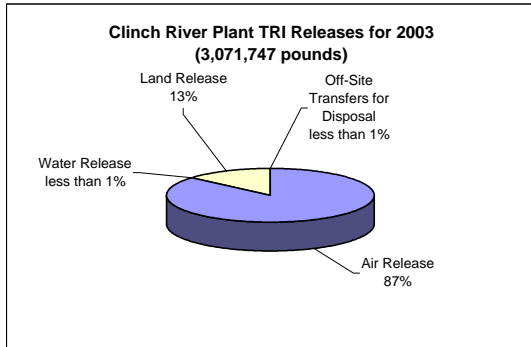
**Clinch River Plant Estimated TRI Releases for 2003  
(pounds)**

Chemical	Air	Water	On-site Land	Off-site Transfer	Total
Antimony Compounds	(a)	(a)	(a)	(a)	(a)
Arsenic Compounds	335	160	23,002	38	23,535
Barium Compounds	695	1,112	140,013	760	142,580
Beryllium Compounds	(a)	(a)	(a)	(a)	(a)
Chromium Compounds	620	120	30,003	38	30,781
Cobalt Compounds	(a)	(a)	(a)	(a)	(a)
Copper Compounds	285	22	41,904	0	42,211
Lead Compounds	291	0	17,749	38	18,079
Manganese Compounds	475	1	37,003	0	37,480
Mercury Compounds	148	0	71	2	220
Nickel Compounds	660	90	24,552	0	25,302
Selenium Compounds	(a)	(a)	(a)	(a)	(a)
Thallium Compounds	(a)	(a)	(a)	(a)	(a)
Vanadium Compounds	495	0	59,005	0	59,500
Zinc Compounds	1,005	2	41,051	0	42,058
Hydrochloric Acid Aerosol	2,200,000	(b)	(b)	(b)	2,200,000
Hydrogen Fluoride	220,000	0	0	0	220,000
Sulfuric Acid Aerosol	230,000	(b)	(b)	(b)	230,000
Ammonia	(a)	(a)	(a)	(a)	(a)
Chlorine	(a)	(a)	(a)	(a)	(a)
Benzo(g,h,i)perylene	0.06	0.00	0.00	0.00	0.06
PACs	1.60	0.00	0.00	0.00	1.60
Dioxins (ounces)	0.017	0.000	0.000	0.000	0.017
Dioxins (ounces TEQ) (c)	0.0006	0.0000	0.0000	0.0000	0.0006
Totals	2,655,011	1,508	414,353	875	3,071,747

Note: (a) The management and release of this substance falls below reporting levels set by the U.S. EPA.

(b) U.S. EPA only requires reporting of airborne forms of hydrochloric and sulfuric acid.

(c) Toxic equivalent; see AEP.Com for further explanation.



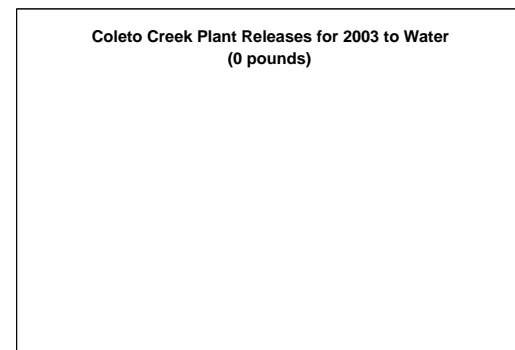
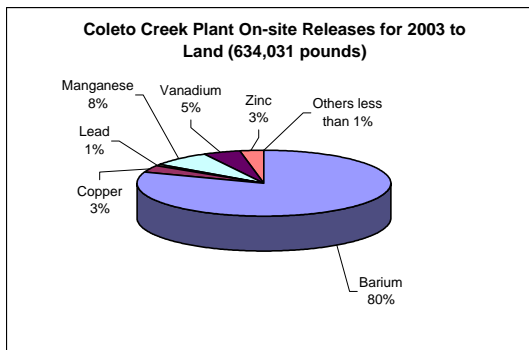
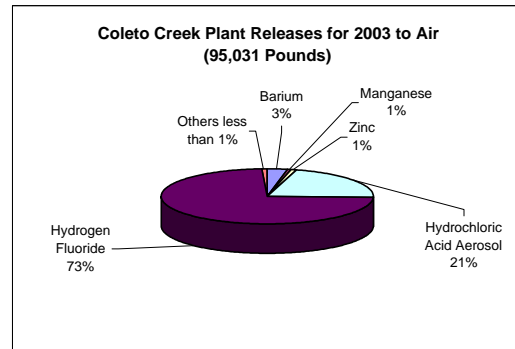
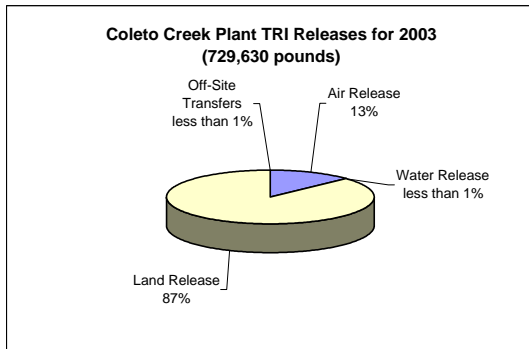
## Coletto Creek Plant: Toxics Release Inventory for 2003

Plant: Coletto Creek; Location: Fannin, Texas  
 Contact Person: Mike Fields; Telephone: (361) 788-5112  
 2003 Generation -- 4,260,380 megawatt-hours; 2003 Coal Burned -- 4,121,704,000 pounds

**Coletto Creek Plant Estimated TRI Releases for 2003  
(pounds)**

Chemical	Air	Water	On-site Land	Off-site Transfer	Total
Antimony Compounds	(a)	(a)	(a)	(a)	(a)
Arsenic Compounds	(a)	(a)	(a)	(a)	(a)
Barium Compounds	2,805	0	511,000	540	514,345
Beryllium Compounds	(a)	(a)	(a)	(a)	(a)
Chromium Compounds	(a)	(a)	(a)	(a)	(a)
Cobalt Compounds	(a)	(a)	(a)	(a)	(a)
Copper Compounds	205	0	20,022	0	20,227
Lead Compounds	126	0	5,808	27	5,961
Manganese Compounds	750	0	48,120	0	48,870
Mercury Compounds	134	0	0	1	135
Nickel Compounds	(a)	(a)	(a)	(a)	(a)
Selenium Compounds	(a)	(a)	(a)	(a)	(a)
Thallium Compounds	(a)	(a)	(a)	(a)	(a)
Vanadium Compounds	255	0	29,057	0	29,312
Zinc Compounds	755	0	20,024	0	20,779
Hydrochloric Acid Aerosol	20,000	(b)	(b)	(b)	20,000
Hydrogen Fluoride	70,000	0	0	0	70,000
Sulfuric Acid Aerosol	(a)	(b)	(b)	(b)	(a)
Ammonia	(a)	(a)	(a)	(a)	(a)
Chlorine	(d)	(d)	(d)	(d)	(d)
Benzo(g,h,i)perylene	0.06	0.00	0.00	0.00	0.06
PACs	1.50	0.00	0.00	0.00	1.50
Dioxins (ounces)	0.017	0.000	0.000	0.000	0.017
Dioxins (ounces TEQ) (c)	0.0006	0.0000	0.0000	0.0000	0.0006
Totals	95,031	0	634,031	568	729,630

Note: (a) The management and release of this substance falls below reporting levels set by the U.S. EPA.  
 (b) U.S. EPA only requires reporting of airborne forms of hydrochloric and sulfuric acid.  
 (c) Toxic equivalent; see AEP.Com for further explanation.  
 (d) A Form A was filed for this chemical at this facility; see AEP.Com for further explanation.



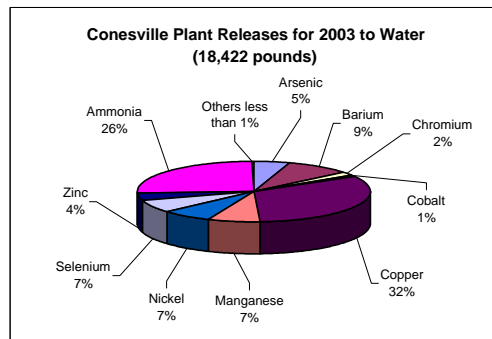
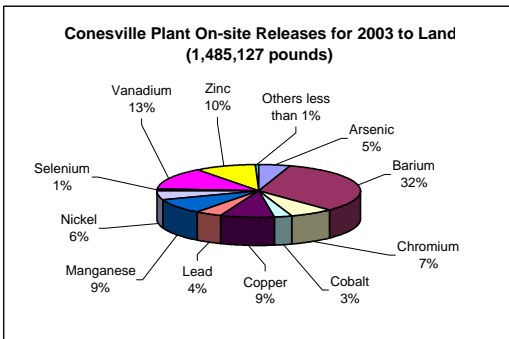

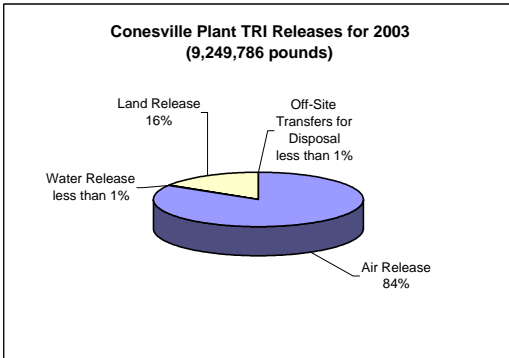
## Conesville Plant: Toxics Release Inventory for 2003

Plant: Conesville; Location: Conesville, Ohio  
 Contact Person: Robert Senita; Telephone: (740) 829-2378 ext. 4034  
 2003 Generation -- 10,869,871 megawatthours; 2003 Coal Burned -- 9,281,778,000 pounds

**Conesville Plant Estimated TRI Releases for 2003  
(pounds)**

Chemical	Air	Water	On-site Land	Off-site Transfer	Total
Antimony Compounds	(a)	(a)	(a)	(a)	(a)
Arsenic Compounds	1,205	934	75,320	391	77,850
Barium Compounds	3,005	1,600	486,300	7,700	498,605
Beryllium Compounds	72	44	8,000	0	8,116
Chromium Compounds	1,450	386	103,320	391	105,547
Cobalt Compounds	385	136	41,000	0	41,521
Copper Compounds	875	6,008	129,000	0	135,883
Lead Compounds	1,037	2	59,148	387	60,575
Manganese Compounds	1,750	1,304	137,000	0	140,054
Mercury Compounds	1,222	0	776	15	2,013
Nickel Compounds	1,450	1,317	84,000	0	86,767
Selenium Compounds	9,905	1,262	15,263	77	26,507
Thallium Compounds	(a)	(a)	(a)	(a)	(a)
Vanadium Compounds	1,705	0	203,000	0	204,705
Zinc Compounds	3,205	729	143,000	0	146,934
Hydrochloric Acid Aerosol	6,600,000	(b)	(b)	(b)	6,600,000
Hydrogen Fluoride	390,000	0	0	0	390,000
Sulfuric Acid Aerosol	720,000	(b)	(b)	(b)	720,000
Ammonia	5	4,700	0	0	4,705
Chlorine	(a)	(a)	(a)	(a)	(a)
Benzo(g,h,i)perylene	0.17	0.00	0.00	0.00	0.17
PACs	4.10	0.00	0.00	0.00	4.10
Dioxins (ounces)	0.046	0.000	0.000	0.000	0.046
Dioxins (ounces TEQ) (c)	0.0017	0.0000	0.0000	0.0000	0.0017
<b>Totals</b>	<b>7,737,275</b>	<b>18,422</b>	<b>1,485,127</b>	<b>8,962</b>	<b>9,249,786</b>

Note: (a) The management and release of this substance falls below reporting levels set by the U.S. EPA.  
 (b) U.S. EPA only requires reporting of airborne forms of hydrochloric and sulfuric acid.  
 (c) Toxic equivalent; see AEP.Com for further explanation.



## Flint Creek Plant: Toxics Release Inventory for 2003

Plant: Flint Creek; Location: Gentry, Arkansas

Contact Person: Dan Lee; Telephone: (501) 736-3511

2003 Generation -- 3,247,269 megawatthours; 2003 Coal Burned -- 3,917,392,000 pounds

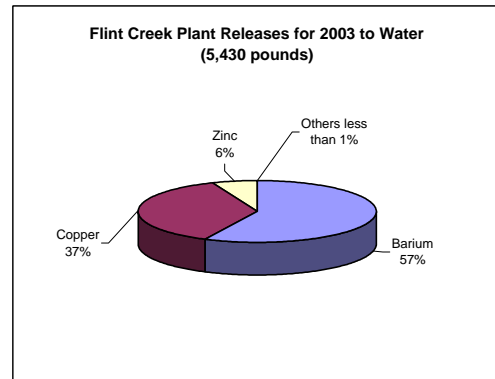
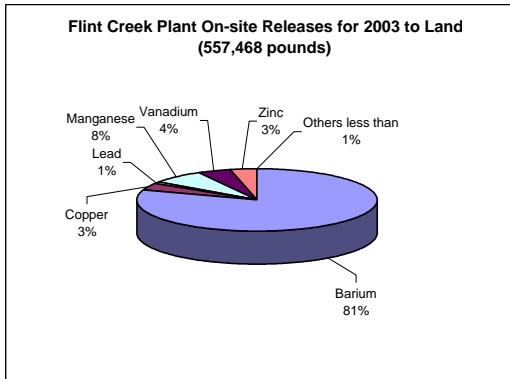
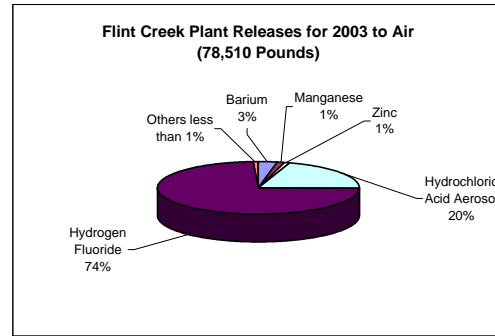
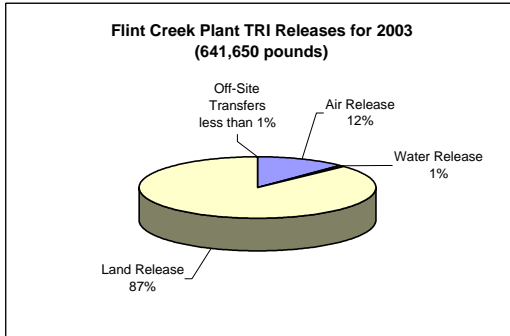
**Flint Creek Plant Estimated TRI Releases for 2003  
(pounds)**

Chemical	Air	Water	On-site Land	Off-site Transfer	Total
Antimony Compounds	(a)	(a)	(a)	(a)	(a)
Arsenic Compounds	(a)	(a)	(a)	(a)	(a)
Barium Compounds	2,505	3,100	447,800	230	453,635
Beryllium Compounds	(a)	(a)	(a)	(a)	(a)
Chromium Compounds	(a)	(a)	(a)	(a)	(a)
Cobalt Compounds	(a)	(a)	(a)	(a)	(a)
Copper Compounds	175	2,000	19,400	0	21,575
Lead Compounds	116	0	5,848	11	5,976
Manganese Compounds	690	0	40,000	0	40,690
Mercury Compounds	132	0	0	0	133
Nickel Compounds	(a)	(a)	(a)	(a)	(a)
Selenium Compounds	(a)	(a)	(a)	(a)	(a)
Thallium Compounds	(a)	(a)	(a)	(a)	(a)
Vanadium Compounds	245	0	25,000	0	25,245
Zinc Compounds	645	330	19,420	0	20,395
Hydrochloric Acid Aerosol	16,000	(b)	(b)	(b)	16,000
Hydrogen Fluoride	58,000	0	0	0	58,000
Sulfuric Acid Aerosol	(a)	(b)	(b)	(b)	(a)
Ammonia	(a)	(a)	(a)	(a)	(a)
Chlorine	(a)	(a)	(a)	(a)	(a)
Benzo(g,h,i)perylene	0.05	0.00	0.00	0.00	0.05
PACs	1.30	0.00	0.00	0.00	1.30
Dioxins (ounces)	0.014	0.000	0.000	0.000	0.014
Dioxins (ounces TEQ) (c)	0.0005	0.0000	0.0000	0.0000	0.0005
Totals	78,510	5,430	557,468	242	641,650

Note: (a) The management and release of this substance falls below reporting levels set by the U.S. EPA.

(b) U.S. EPA only requires reporting of airborne forms of hydrochloric and sulfuric acid.

(c) Toxic equivalent; see AEP.Com for further explanation.



## Gavin Plant: Toxics Release Inventory for 2003

Plant: Gavin; Location: Cheshire, Ohio

Contact Person: Don Anderson; Telephone: (740) 925-3170

2003 Generation -- 17,950,099 megawatthours; 2003 Coal Burned -- 13,995,116,000 pounds

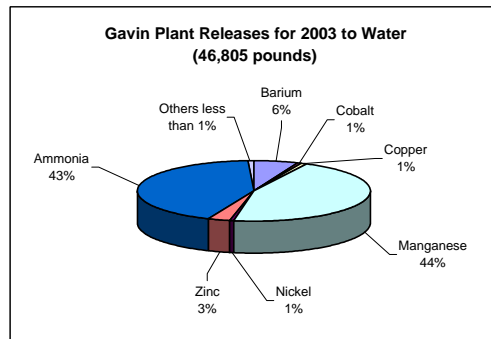
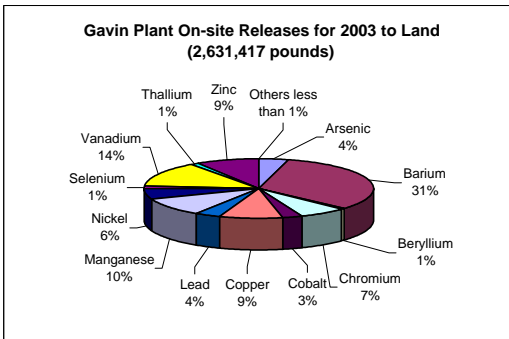
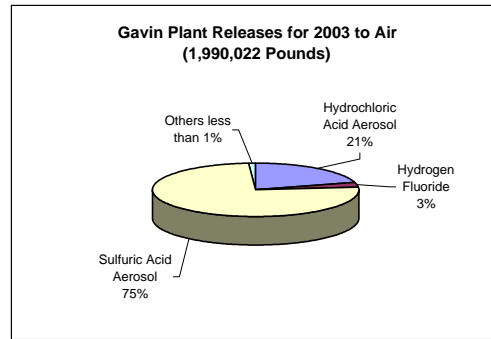
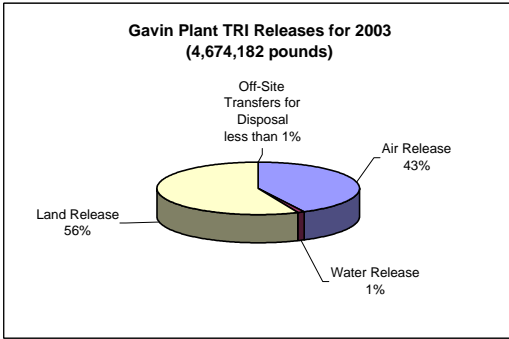
**Gavin Plant Estimated TRI Releases for 2003  
(pounds)**

Chemical	Air	Water	On-site Land	Off-site Transfer	Total
Antimony Compounds	(a)	(a)	(a)	(a)	(a)
Arsenic Compounds	1,205	66	111,640	260	113,171
Barium Compounds	2,505	2,860	851,000	5,101	861,466
Beryllium Compounds	63	1	13,880	0	13,944
Chromium Compounds	1,650	123	177,800	260	179,833
Cobalt Compounds	425	308	72,700	0	73,433
Copper Compounds	1,105	290	236,000	0	237,395
Lead Compounds	1,071	14	92,220	256	93,561
Manganese Compounds	1,805	21,210	265,300	0	288,315
Mercury Compounds	528	1	977	10	1,516
Nickel Compounds	1,850	344	154,300	0	156,494
Selenium Compounds	4,705	136	33,970	51	38,862
Thallium Compounds	43	29	32,630	0	32,702
Vanadium Compounds	1,805	0	357,000	0	358,805
Zinc Compounds	4,005	1,394	232,000	0	237,399
Hydrochloric Acid Aerosol	410,000	(b)	(b)	(b)	410,000
Hydrogen Fluoride	57,000	0	0	0	57,000
Sulfuric Acid Aerosol	1,500,000	(b)	(b)	(b)	1,500,000
Ammonia	250	20,028	0	0	20,278
Chlorine	(a)	(a)	(a)	(a)	(a)
Benzo(g,h,i)perylene	0.26	0.00	0.00	0.00	0.26
PACs	6.50	0.00	0.00	0.00	6.50
Dioxins (ounces)	0.071	0.000	0.000	0.000	0.071
Dioxins (ounces TEQ) (c)	0.0026	0.0000	0.0000	0.0000	0.0026
Totals	1,990,022	46,805	2,631,417	5,938	4,674,182

Note: (a) The management and release of this substance falls below reporting levels set by the U.S. EPA.

(b) U.S. EPA only requires reporting of airborne forms of hydrochloric and sulfuric acid.

(c) Toxic equivalent; see AEP.Com for further explanation.



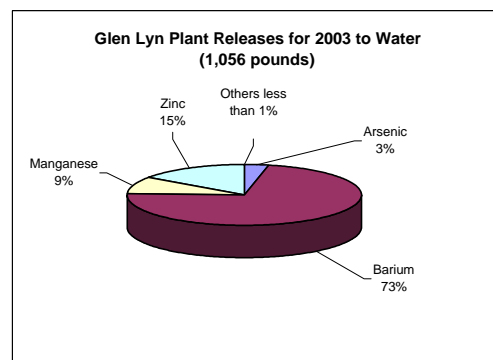
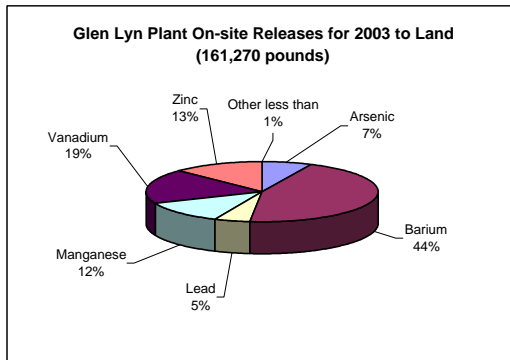
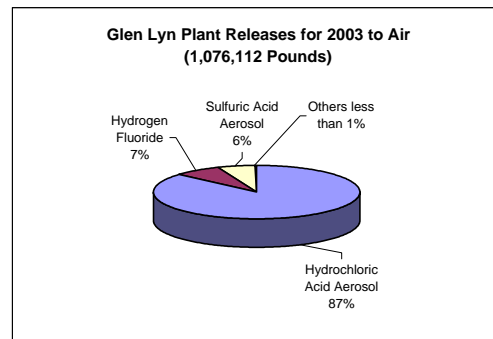
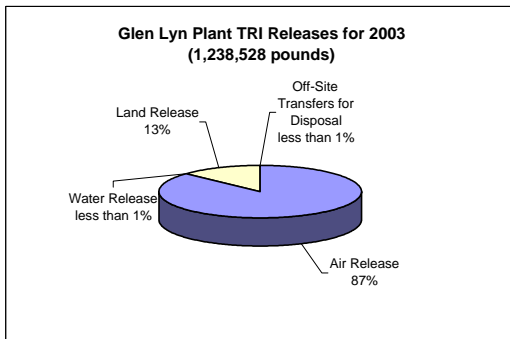
## Glen Lyn Plant: Toxics Release Inventory for 2003

Plant: Glen Lyn; Location: Glen Lyn, Virginia  
 Contact Person: Henry Parker; Telephone: (540) 726-1139  
 2003 Generation -- 1,632,541 megawatthours; 2003 Coal Burned -- 1,298,226,000 pounds

**Glen Lyn Plant Estimated TRI Releases for 2003  
(pounds)**

Chemical	Air	Water	On-site Land	Off-site Transfer	Total
Antimony Compounds	(a)	(a)	(a)	(a)	(a)
Arsenic Compounds	205	35	11,033	4	11,277
Barium Compounds	545	763	72,100	82	73,490
Beryllium Compounds	(a)	(a)	(a)	(a)	(a)
Chromium Compounds	(a)	(a)	(a)	(a)	(a)
Cobalt Compounds	(a)	(a)	(a)	(a)	(a)
Copper Compounds	(a)	(a)	(a)	(a)	(a)
Lead Compounds	174	0	8,467	4	8,644
Manganese Compounds	255	96	19,000	0	19,351
Mercury Compounds	63	0	40	0	103
Nickel Compounds	(a)	(a)	(a)	(a)	(a)
Selenium Compounds	(a)	(a)	(a)	(a)	(a)
Thallium Compounds	(a)	(a)	(a)	(a)	(a)
Vanadium Compounds	355	0	30,200	0	30,555
Zinc Compounds	515	162	20,430	0	21,107
Hydrochloric Acid Aerosol	930,000	(b)	(b)	(b)	930,000
Hydrogen Fluoride	80,000	0	0	0	80,000
Sulfuric Acid Aerosol	64,000	(b)	(b)	(b)	64,000
Ammonia	(a)	(a)	(a)	(a)	(a)
Chlorine	(a)	(a)	(a)	(a)	(a)
Benzo(g,h,i)perylene	0.03	0.00	0.00	0.00	0.03
PACs	0.62	0.00	0.00	0.00	0.62
Dioxins (ounces)	0.007	0.000	0.000	0.000	0.007
Dioxins (ounces TEQ) (c)	0.0003	0.0000	0.0000	0.0000	0.0003
<b>Totals</b>	<b>1,076,112</b>	<b>1,056</b>	<b>161,270</b>	<b>90</b>	<b>1,238,528</b>

Note: (a) The management and release of this substance falls below reporting levels set by the U.S. EPA.  
 (b) U.S. EPA only requires reporting of airborne forms of hydrochloric and sulfuric acid.  
 (c) Toxic equivalent; see AEP.Com for further explanation.



## Kammer Plant: Toxics Release Inventory for 2003

**Plant: Kammer; Location: Moundsville, West Virginia**

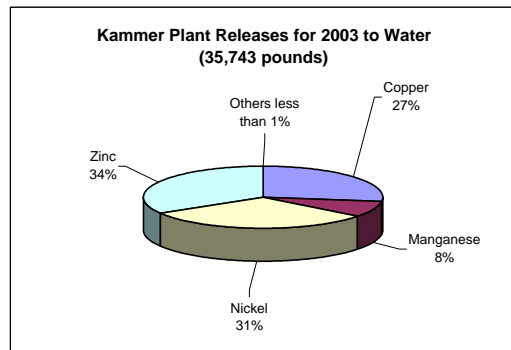
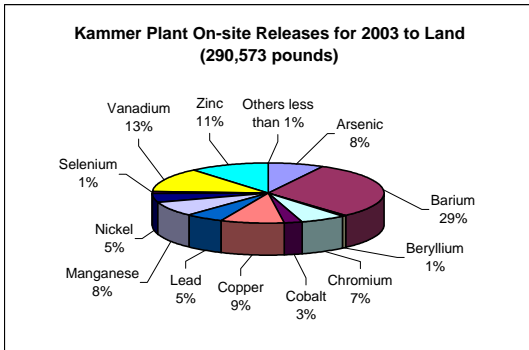
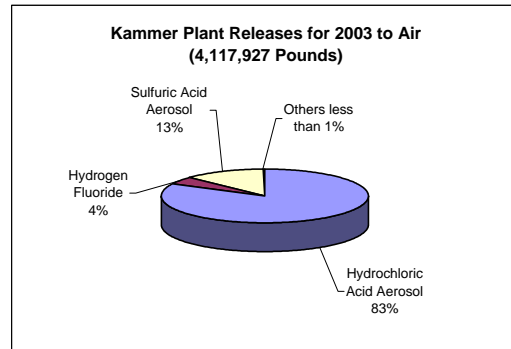
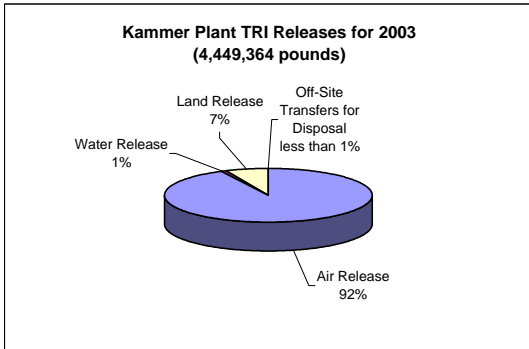
**Contact Person: Jeffrey Palmer; Telephone: (304) 843-6051**

**2003 Generation -- 3,839,952 megawatthours; 2003 Coal Burned -- 2,870,456,000 pounds**

**Kammer Plant Estimated TRI Releases for 2003  
(pounds)**

Chemical	Air	Water	On-site Land	Off-site Transfer	Total
Antimony Compounds	(a)	(a)	(a)	(a)	(a)
Arsenic Compounds	125	0	23,000	222	23,347
Barium Compounds	215	43	88,000	4,402	92,660
Beryllium Compounds	9	0	1,600	0	1,609
Chromium Compounds	1,210	0	19,000	222	20,432
Cobalt Compounds	50	0	7,300	0	7,350
Copper Compounds	145	9,700	26,000	0	35,845
Lead Compounds	128	0	15,364	222	15,714
Manganese Compounds	215	3,000	23,000	0	26,215
Mercury Compounds	213	0	109	9	331
Nickel Compounds	470	11,000	14,000	0	25,470
Selenium Compounds	4,405	0	3,200	44	7,649
Thallium Compounds	(a)	(a)	(a)	(a)	(a)
Vanadium Compounds	185	0	38,000	0	38,185
Zinc Compounds	555	12,000	32,000	0	44,555
Hydrochloric Acid Aerosol	3,400,000	(b)	(b)	(b)	3,400,000
Hydrogen Fluoride	180,000	0	0	0	180,000
Sulfuric Acid Aerosol	530,000	(b)	(b)	(b)	530,000
Ammonia	(a)	(a)	(a)	(a)	(a)
Chlorine	(d)	(d)	(d)	(d)	(d)
Benzo(g,h,i)perylene	0.06	0.00	0.00	0.00	0.06
PACs	1.40	0.00	0.00	0.00	1.40
Dioxins (ounces)	0.016	0.000	0.000	0.000	0.016
Dioxins (ounces TEQ) (c)	0.0006	0.0000	0.0000	0.0000	0.0006
<b>Totals</b>	<b>4,117,927</b>	<b>35,743</b>	<b>290,573</b>	<b>5,121</b>	<b>4,449,364</b>

Note: (a) The management and release of this substance falls below reporting levels set by the U.S. EPA.  
 (b) U.S. EPA only requires reporting of airborne forms of hydrochloric and sulfuric acid.  
 (c) Toxic equivalent; see AEP.Com for further explanation.  
 (d) A Form A was filed for this chemical at this facility; see AEP.Com for further explanation.



## Kanawha River Plant: Toxics Release Inventory for 2003

Plant: Kanawha River; Location: Glasgow, West Virginia

Contact Person: Michael Deemer; Telephone: (304) 595-3480 ext. 1208

2003 Generation -- 2,503,822 megawatthours; 2003 Coal Burned -- 2,065,014,000 pounds

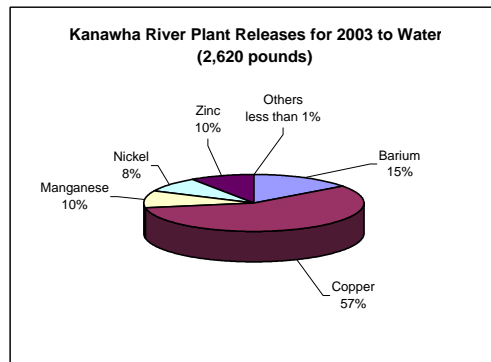
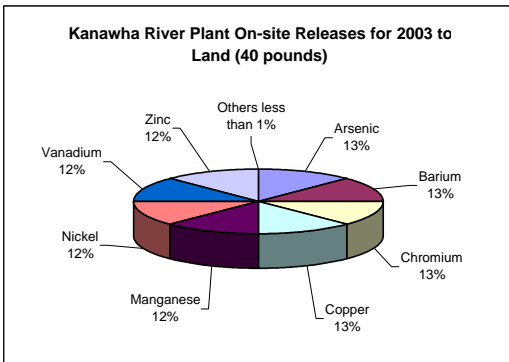
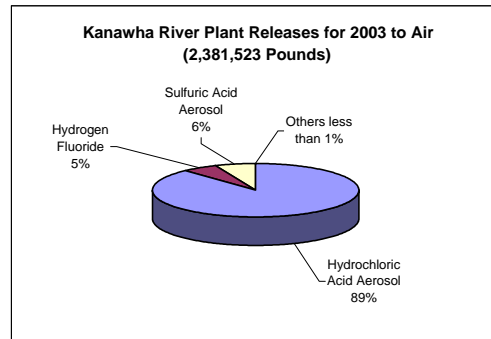
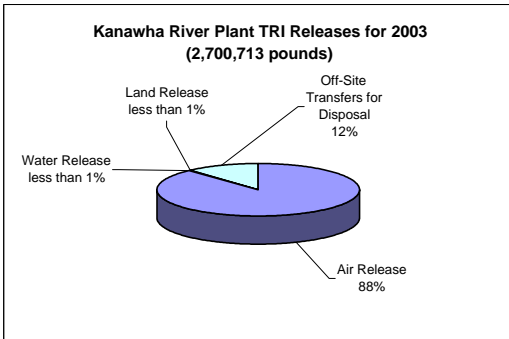
**Kanawha River Plant Estimated TRI Releases for 2003  
(pounds)**

Chemical	Air	Water	On-site Land	Off-site Transfer	Total
Antimony Compounds	(a)	(a)	(a)	(a)	(a)
Arsenic Compounds	68	0	5	15,024	15,097
Barium Compounds	92	390	5	110,492	110,979
Beryllium Compounds	(a)	(a)	(a)	(a)	(a)
Chromium Compounds	105	0	5	23,024	23,134
Cobalt Compounds	(a)	(a)	(a)	(a)	(a)
Copper Compounds	93	1,500	5	29,000	30,598
Lead Compounds	65	0	0	12,313	12,377
Manganese Compounds	135	260	5	30,000	30,400
Mercury Compounds	114	0	0	77	192
Nickel Compounds	390	220	5	20,000	20,615
Selenium Compounds	(a)	(a)	(a)	(a)	(a)
Thallium Compounds	(a)	(a)	(a)	(a)	(a)
Vanadium Compounds	115	0	5	47,600	47,720
Zinc Compounds	345	250	5	29,000	29,600
Hydrochloric Acid Aerosol	2,100,000	(b)	(b)	(b)	2,100,000
Hydrogen Fluoride	130,000	0	0	0	130,000
Sulfuric Acid Aerosol	150,000	(b)	(b)	(b)	150,000
Ammonia	(a)	(a)	(a)	(a)	(a)
Chlorine	(a)	(a)	(a)	(a)	(a)
Benzo(g,h,i)perylene	0.04	0.00	0.00	0.00	0.04
PACs	0.94	0.00	0.00	0.00	0.94
Dioxins (ounces)	0.011	0.000	0.000	0.000	0.011
Dioxins (ounces TEQ) (c)	0.0004	0.0000	0.0000	0.0000	0.0004
Totals	2,381,523	2,620	40	316,530	2,700,713

Note: (a) The management and release of this substance falls below reporting levels set by the U.S. EPA.

(b) U.S. EPA only requires reporting of airborne forms of hydrochloric and sulfuric acid.

(c) Toxic equivalent; see AEP.Com for further explanation.



## Mitchell Plant: Toxics Release Inventory for 2003

**Plant: Mitchell; Location: Moundsville, West Virginia**

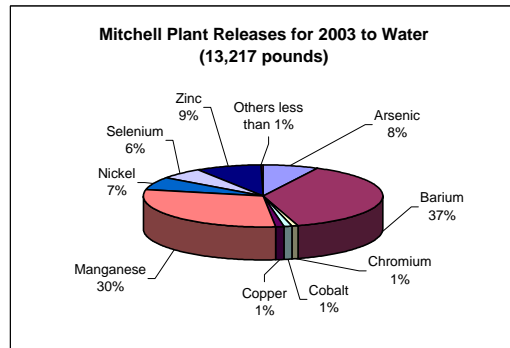
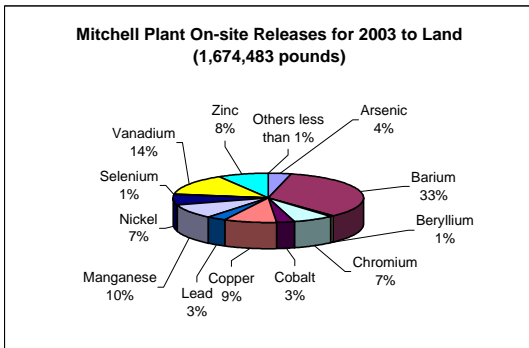
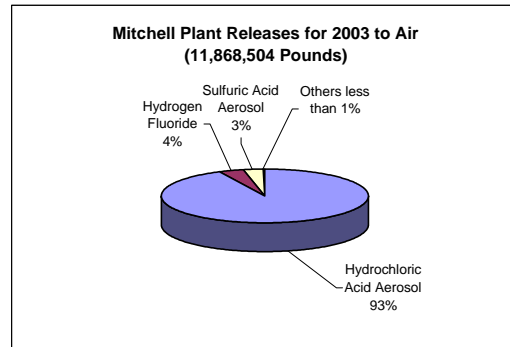
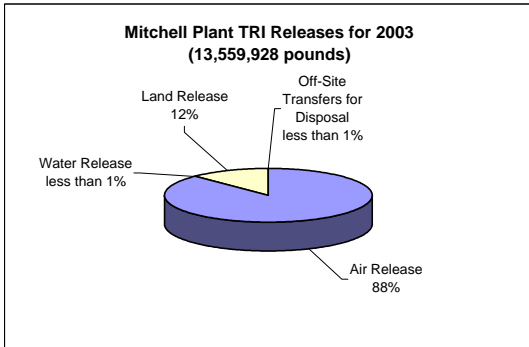
**Contact Person: Jeffrey Palmer; Telephone: (304) 843-6051**

**2003 Generation -- 9,636,577 megawatthours; 2003 Coal Burned -- 7,607,576,000 pounds**

**Mitchell Plant Estimated TRI Releases for 2003  
(pounds)**

Chemical	Air	Water	On-site Land	Off-site Transfer	Total
Antimony Compounds	(a)	(a)	(a)	(a)	(a)
Arsenic Compounds	305	1,000	64,895	161	66,361
Barium Compounds	455	4,980	573,005	3,201	581,641
Beryllium Compounds	16	8	8,905	0	8,929
Chromium Compounds	710	97	117,005	161	117,973
Cobalt Compounds	135	165	49,105	0	49,405
Copper Compounds	385	140	149,005	0	149,530
Lead Compounds	302	16	56,094	161	56,573
Manganese Compounds	810	3,980	161,005	0	165,795
Mercury Compounds	317	0	294	7	619
Nickel Compounds	980	870	109,005	0	110,855
Selenium Compounds	12,005	762	9,155	32	21,954
Thallium Compounds	(a)	(a)	(a)	(a)	(a)
Vanadium Compounds	575	0	235,005	0	235,580
Zinc Compounds	1,505	1,200	142,005	0	144,710
Hydrochloric Acid Aerosol	11,000,000	(b)	(b)	(b)	11,000,000
Hydrogen Fluoride	480,000	0	0	0	480,000
Sulfuric Acid Aerosol	370,000	(b)	(b)	(b)	370,000
Ammonia	(a)	(a)	(a)	(a)	(a)
Chlorine	(d)	(d)	(d)	(d)	(d)
Benzo(g,h,i)perylene	0.14	0.00	0.00	0.00	0.14
PACs	3.60	0.00	0.00	0.00	3.60
Dioxins (ounces)	0.039	0.000	0.000	0.000	0.039
Dioxins (ounces TEQ) (c)	0.0014	0.0000	0.0000	0.0000	0.0014
Totals	11,868,504	13,217	1,674,483	3,724	13,559,928

- Note: (a) The management and release of this substance falls below reporting levels set by the U.S. EPA.  
 (b) U.S. EPA only requires reporting of airborne forms of hydrochloric and sulfuric acid.  
 (c) Toxic equivalent; see AEP.Com for further explanation.  
 (d) A Form A was filed for this chemical at this facility; see AEP.Com for further explanation.



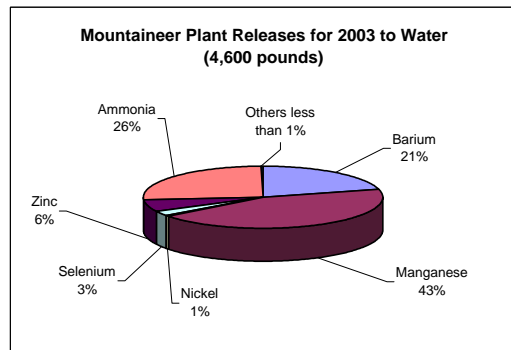
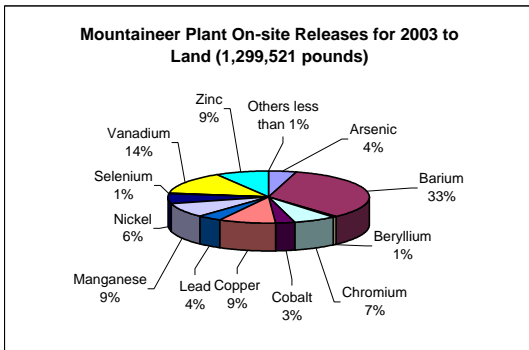

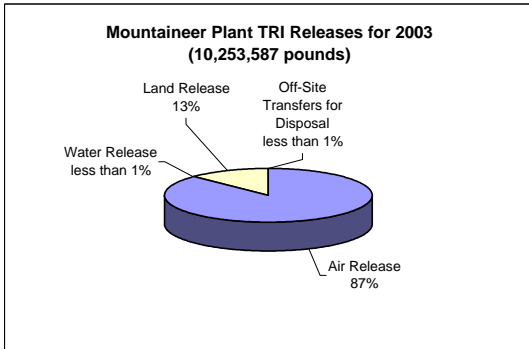
## Mountaineer Plant: Toxics Release Inventory for 2003

Plant: Mountaineer; Location: New Haven, West Virginia  
 Contact Person: Christopher B. Long; Telephone: (304) 882-4024  
 2003 Generation -- 9,738,217 megawatthours; 2003 Coal Burned -- 7,512,614,000 pounds

**Mountaineer Plant Estimated TRI Releases for 2003  
(pounds)**

Chemical	Air	Water	On-site Land	Off-site Transfer	Total
Antimony Compounds	(a)	(a)	(a)	(a)	(a)
Arsenic Compounds	395	0	58,197	47	58,639
Barium Compounds	665	960	441,100	930	443,655
Beryllium Compounds	21	0	7,050	0	7,071
Chromium Compounds	790	0	90,900	47	91,737
Cobalt Compounds	155	0	36,790	0	36,945
Copper Compounds	445	13	121,800	0	122,258
Lead Compounds	358	0	47,959	47	48,365
Manganese Compounds	920	2,000	116,900	0	119,820
Mercury Compounds	315	0	266	2	583
Nickel Compounds	860	24	79,500	0	80,384
Selenium Compounds	11,005	120	8,559	9	19,693
Thallium Compounds	(a)	(a)	(a)	(a)	(a)
Vanadium Compounds	595	0	177,700	0	178,295
Zinc Compounds	1,605	283	112,800	0	114,688
Hydrochloric Acid Aerosol	8,100,000	(b)	(b)	(b)	8,100,000
Hydrogen Fluoride	460,000	0	0	0	460,000
Sulfuric Acid Aerosol	370,000	(b)	(b)	(b)	370,000
Ammonia	250	1,200	0	0	1,450
Chlorine	(d)	(d)	(d)	(d)	(d)
Benzo(g,h,i)perylene	0.14	0.00	0.00	0.00	0.14
PACs	3.40	0.00	0.00	0.00	3.40
Dioxins (ounces)	0.039	0.000	0.000	0.000	0.039
Dioxins (ounces TEQ) (c)	0.0014	0.0000	0.0000	0.0000	0.0014
Totals	8,948,383	4,600	1,299,521	1,082	10,253,587

Note: (a) The management and release of this substance falls below reporting levels set by the U.S. EPA.  
 (b) U.S. EPA only requires reporting of airborne forms of hydrochloric and sulfuric acid.  
 (c) Toxic equivalent; see AEP.Com for further explanation.  
 (d) A Form A was filed for this chemical at this facility; see AEP.Com for further explanation.



## Muskingum River Plant: Toxics Release Inventory for 2003

Plant: Muskingum River; Location: Beverly, Ohio

Contact Person: James Ludwig; Telephone: (740) 984-3468

2003 Generation -- 7,910,677 megawatthours; 2003 Coal Burned -- 6,016,324,000 pounds

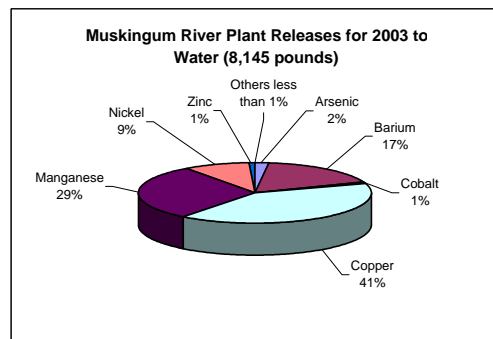
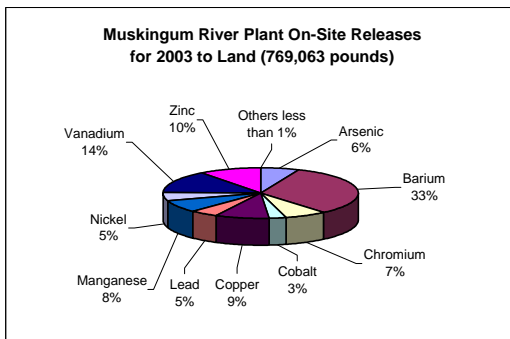
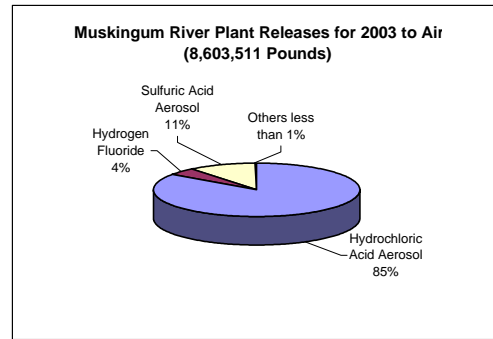
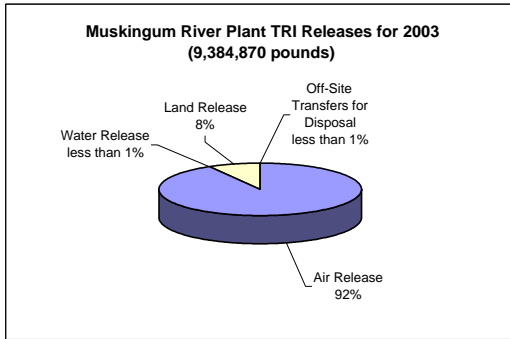
**Muskingum River Plant Estimated TRI Releases for 2003  
(pounds)**

Chemical	Air	Water	On-site Land	Off-site Transfer	Total
Antimony Compounds	(a)	(a)	(a)	(a)	(a)
Arsenic Compounds	1,005	150	49,000	180	50,335
Barium Compounds	2,705	1,400	250,000	3,600	257,705
Beryllium Compounds	(a)	(a)	(a)	(a)	(a)
Chromium Compounds	1,220	2	53,000	180	54,402
Cobalt Compounds	315	89	21,000	0	21,404
Copper Compounds	685	3,300	69,000	0	72,985
Lead Compounds	864	2	35,901	179	36,947
Manganese Compounds	1,450	2,400	61,000	0	64,850
Mercury Compounds	368	0	162	12	542
Nickel Compounds	985	740	41,000	0	42,725
Selenium Compounds	(a)	(a)	(a)	(a)	(a)
Thallium Compounds	(a)	(a)	(a)	(a)	(a)
Vanadium Compounds	1,405	0	110,000	0	111,405
Zinc Compounds	2,505	62	79,000	0	81,567
Hydrochloric Acid Aerosol	7,300,000	(b)	(b)	(b)	7,300,000
Hydrogen Fluoride	380,000	0	0	0	380,000
Sulfuric Acid Aerosol	910,000	(b)	(b)	(b)	910,000
Ammonia	(a)	(a)	(a)	(a)	(a)
Chlorine	(a)	(a)	(a)	(a)	(a)
Benzo(g,h,i)perylene	0.12	0.00	0.00	0.00	0.12
PACs	2.90	0.00	0.00	0.00	2.90
Dioxins (ounces)	0.033	0.000	0.000	0.000	0.033
Dioxins (ounces TEQ) (c)	0.0012	0.0000	0.0000	0.0000	0.0012
Totals	8,603,511	8,145	769,063	4,151	9,384,870

Note: (a) The management and release of this substance falls below reporting levels set by the U.S. EPA.

(b) U.S. EPA only requires reporting of airborne forms of hydrochloric and sulfuric acid.

(c) Toxic equivalent; see AEP.Com for further explanation.



## Northeastern Plant: Toxics Release Inventory for 2003

**Plant: Northeastern; Location: Oologah, Oklahoma**

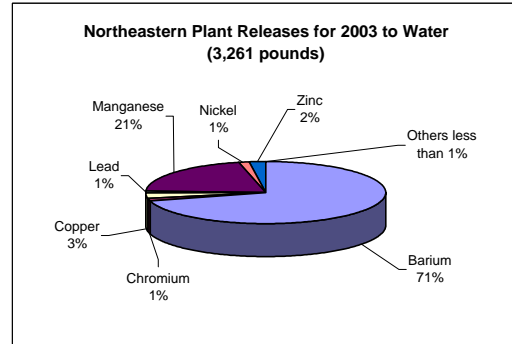
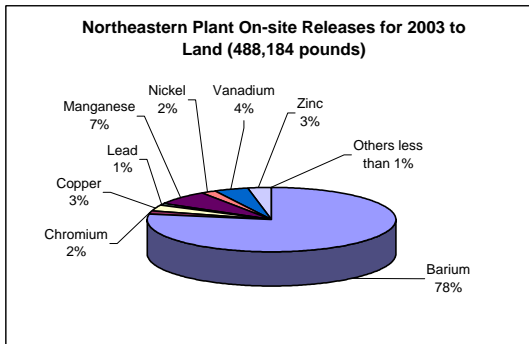

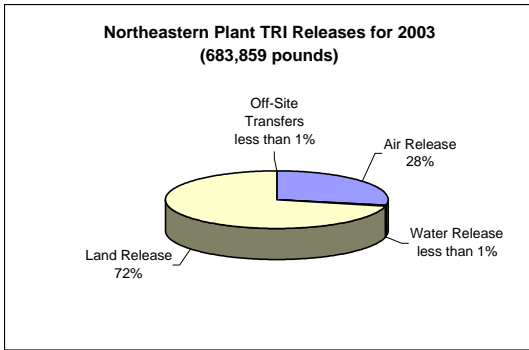
**Contact Person: Gary Briggs; Telephone: (918) 581-0844**

**2003 Generation -- 9,684,286 megawatthours; 2003 Coal Burned -- 8,454,956,000 pounds**

**Northeastern Plant Estimated TRI Releases for 2003  
(pounds)**

Chemical	Air	Water	On-site Land	Off-site Transfer	Total
Antimony Compounds	(a)	(a)	(a)	(a)	(a)
Arsenic Compounds	(a)	(a)	(a)	(a)	(a)
Barium Compounds	2,705	2,300	380,005	626	385,636
Beryllium Compounds	(a)	(a)	(a)	(a)	(a)
Chromium Compounds	540	46	8,405	29	9,020
Cobalt Compounds	(a)	(a)	(a)	(a)	(a)
Copper Compounds	295	91	14,205	0	14,591
Lead Compounds	151	40	3,847	30	4,068
Manganese Compounds	890	670	36,005	0	37,565
Mercury Compounds	234	0	1	1	237
Nickel Compounds	630	38	9,705	0	10,373
Selenium Compounds	(a)	(a)	(a)	(a)	(a)
Thallium Compounds	(a)	(a)	(a)	(a)	(a)
Vanadium Compounds	275	0	21,705	0	21,980
Zinc Compounds	1,005	76	14,305	0	15,386
Hydrochloric Acid Aerosol	31,000	(b)	(b)	(b)	31,000
Hydrogen Fluoride	130,000	0	0	0	130,000
Sulfuric Acid Aerosol	24,000	(b)	(b)	(b)	24,000
Ammonia	(a)	(a)	(a)	(a)	(a)
Chlorine	(d)	(d)	(d)	(d)	(d)
Benzo(g,h,i)perylene	0.11	0.00	0.00	0.00	0.11
PACs	2.70	0.00	0.00	0.00	2.70
Dioxins (ounces)	0.030	0.000	0.000	0.000	0.030
Dioxins (ounces TEQ) (c)	0.0011	0.0000	0.0000	0.0000	0.0011
Totals	191,728	3,261	488,184	686	683,859

Note: (a) The management and release of this substance falls below reporting levels set by the U.S. EPA.  
 (b) U.S. EPA only requires reporting of airborne forms of hydrochloric and sulfuric acid.  
 (c) Toxic equivalent; see AEP.Com for further explanation.  
 (d) A Form A was filed for this chemical at this facility; see AEP.Com for further explanation.



## Oklaunion Plant: Toxics Release Inventory for 2003

**Plant: Oklaunion; Location: Vernon, Texas**

**Contact Person: Mark Barton; Telephone: (940) 886-2725**

**2003 Generation -- 4,700,827 megawatthours; 2003 Coal Burned -- 5,630,226,000 pounds**

**Oklaunion Plant Estimated TRI Releases for 2003  
(pounds)**

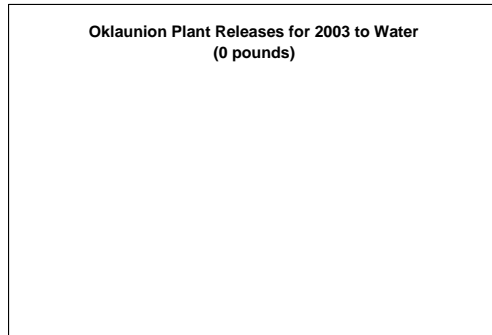
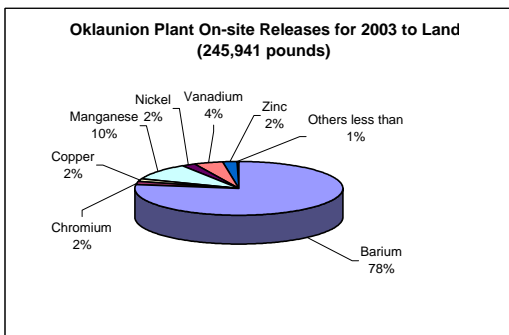
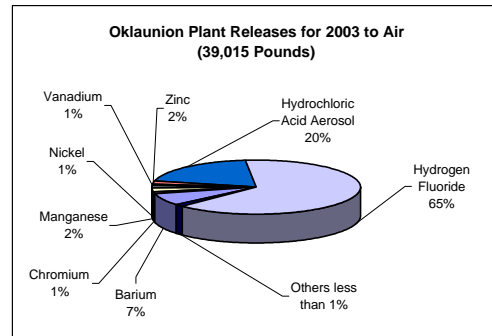
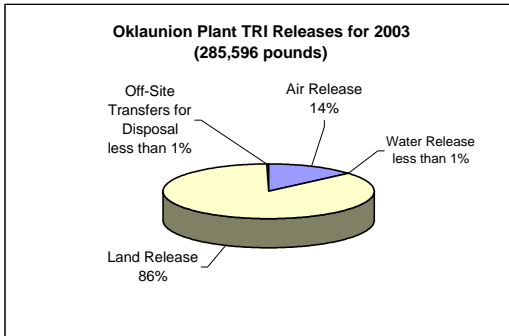
Chemical	Air	Water	On-site Land	Off-site Transfer	Total
Antimony Compounds	(a)	(a)	(a)	(a)	(a)
Arsenic Compounds	(a)	(a)	(a)	(a)	(a)
Barium Compounds	2,805	0	190,005	580	193,390
Beryllium Compounds	(a)	(a)	(a)	(a)	(a)
Chromium Compounds	470	0	4,405	29	4,904
Cobalt Compounds	(a)	(a)	(a)	(a)	(a)
Copper Compounds	225	0	4,105	0	4,330
Lead Compounds	139	0	898	29	1,066
Manganese Compounds	800	0	25,005	0	25,805
Mercury Compounds	165	0	7	1	173
Nickel Compounds	570	0	5,405	0	5,975
Selenium Compounds	(a)	(a)	(a)	(a)	(a)
Thallium Compounds	(a)	(a)	(a)	(a)	(a)
Vanadium Compounds	295	0	11,005	0	11,300
Zinc Compounds	845	0	5,105	0	5,950
Hydrochloric Acid Aerosol	7,700	(b)	(b)	(b)	7,700
Hydrogen Fluoride	25,000	0	0	0	25,000
Sulfuric Acid Aerosol	(a)	(b)	(b)	(b)	(a)
Ammonia	(a)	(a)	(a)	(a)	(a)
Chlorine	(d)	(d)	(d)	(d)	(d)
Benzo(g,h,i)perylene	0.07	0.00	0.00	0.00	0.07
PACs	1.80	0.00	0.00	0.00	1.80
Dioxins (ounces)	0.020	0.000	0.000	0.000	0.020
Dioxins (ounces TEQ) (c)	0.0007	0.0000	0.0000	0.0000	0.0007
Totals	39,015	0	245,941	639	285,596

Note: (a) The management and release of this substance falls below reporting levels set by the U.S. EPA.

(b) U.S. EPA only requires reporting of airborne forms of hydrochloric and sulfuric acid.

(c) Toxic equivalent; see AEP.Com for further explanation.

(d) A Form A was filed for this chemical at this facility; see AEP.Com for further explanation.



## Picway Plant: Toxics Release Inventory for 2003

**Plant: Picway; Location: Lockbourne, Ohio**

**Contact Person: Warren Jeffers; Telephone: (614) 835-3003**

**2003 Generation -- 402,519 megawatthours; 2003 Coal Burned -- 417,442,000 pounds**


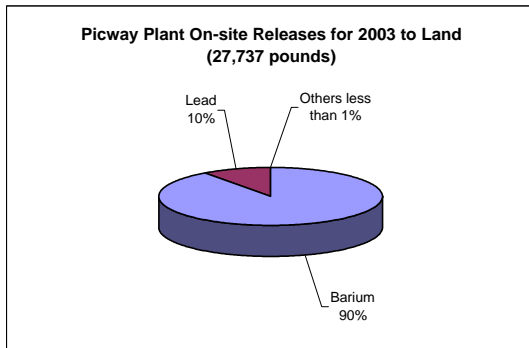

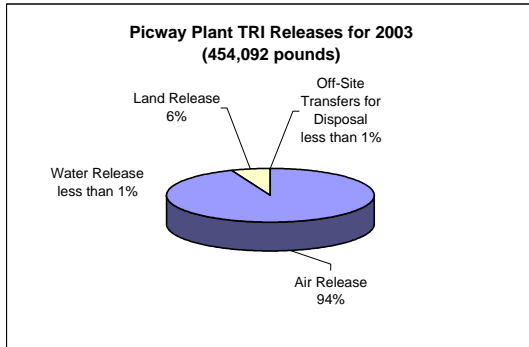
**Picway Plant Estimated TRI Releases for 2003  
(pounds)**

Chemical	Air	Water	On-site Land	Off-site Transfer	Total
Antimony Compounds	(a)	(a)	(a)	(a)	(a)
Arsenic Compounds	(a)	(a)	(a)	(a)	(a)
Barium Compounds	71	0	25,000	210	25,281
Beryllium Compounds	(a)	(a)	(a)	(a)	(a)
Chromium Compounds	(a)	(a)	(a)	(a)	(a)
Cobalt Compounds	(a)	(a)	(a)	(a)	(a)
Copper Compounds	(a)	(a)	(a)	(a)	(a)
Lead Compounds	33	0	2,726	10	2,769
Manganese Compounds	(a)	(a)	(a)	(a)	(a)
Mercury Compounds	31	0	11	0	42
Nickel Compounds	(a)	(a)	(a)	(a)	(a)
Selenium Compounds	(a)	(a)	(a)	(a)	(a)
Thallium Compounds	(a)	(a)	(a)	(a)	(a)
Vanadium Compounds	(a)	(a)	(a)	(a)	(a)
Zinc Compounds	(a)	(a)	(a)	(a)	(a)
Hydrochloric Acid Aerosol	340,000	(b)	(b)	(b)	340,000
Hydrogen Fluoride	24,000	0	0	0	24,000
Sulfuric Acid Aerosol	62,000	(b)	(b)	(b)	62,000
Ammonia	(a)	(a)	(a)	(a)	(a)
Chlorine	(a)	(a)	(a)	(a)	(a)
Benzo(g,h,i)perylene	0.01	0.00	0.00	0.00	0.01
PACs	0.18	0.00	0.00	0.00	0.18
Dioxins (ounces)	(a)	(a)	(a)	(a)	(a)
Dioxins (ounces TEQ) (c)	(a)	(a)	(a)	(a)	(a)
<b>Totals</b>	<b>426,134</b>	<b>0</b>	<b>27,737</b>	<b>221</b>	<b>454,092</b>

Note: (a) The management and release of this substance falls below reporting levels set by the U.S. EPA.

(b) U.S. EPA only requires reporting of airborne forms of hydrochloric and sulfuric acid.

(c) Toxic equivalent; see AEP.Com for further explanation.



## Pirkey Plant: Toxics Release Inventory for 2003

Plant: Pirkey; Location: Hallsville, Texas

Contact Person: Arne Melson; Telephone: (903) 927-5862

2003 Generation -- 4,770,129 megawatthours; 2003 Coal Burned -- 7,756,248,000 pounds

**Pirkey Plant Estimated TRI Releases for 2003  
(pounds)**

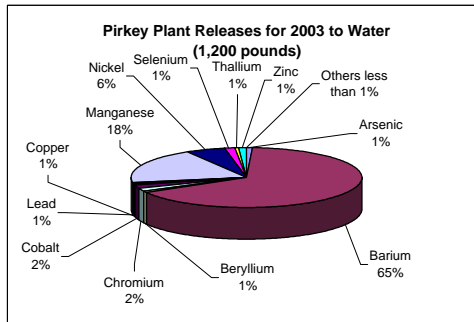
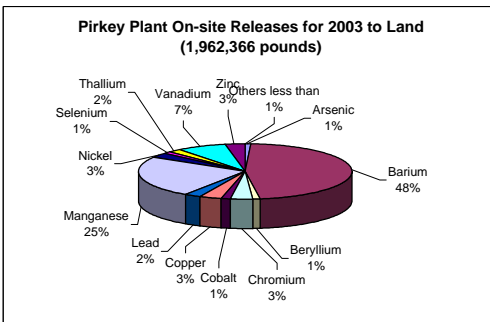
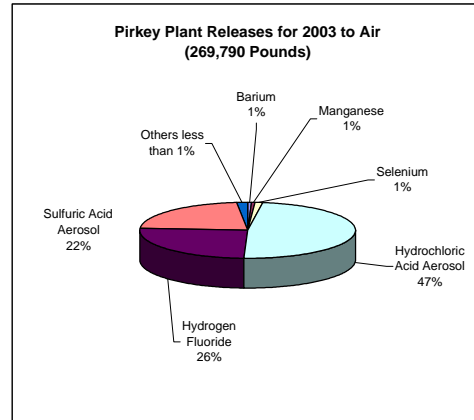

Chemical	Air	Water	On-site Land	Off-site Transfer	Total
Antimony Compounds	(a)	(a)	(a)	(a)	(a)
Arsenic Compounds	145	11	18,905	2	19,063
Barium Compounds	1,805	790	920,005	37	922,637
Beryllium Compounds	68	9	21,705	0	21,782
Chromium Compounds	620	20	66,005	2	66,647
Cobalt Compounds	102	19	25,105	0	25,226
Copper Compounds	265	11	66,005	0	66,281
Lead Compounds	333	7	46,947	2	47,289
Manganese Compounds	1,450	230	478,005	0	479,685
Mercury Compounds	1,040	0	469	0	1,510
Nickel Compounds	600	67	51,905	0	52,572
Selenium Compounds	3,005	15	20,195	0	23,215
Thallium Compounds	16	7	41,005	0	41,028
Vanadium Compounds	445	0	146,005	0	146,450
Zinc Compounds	895	14	60,105	0	61,014
Hydrochloric Acid Aerosol	130,000	(b)	(b)	(b)	130,000
Hydrogen Fluoride	69,000	0	0	0	69,000
Sulfuric Acid Aerosol	60,000	(b)	(b)	(b)	60,000
Ammonia	(d)	(d)	(d)	(d)	(a)
Chlorine	(d)	(d)	(d)	(d)	(d)
Benzo(g,h,i)perylene	0.08	0.00	0.00	0.00	0.08
PACs	1.90	0.00	0.00	0.00	1.90
Dioxins (ounces)	0.021	0.000	0.000	0.000	0.021
Dioxins (ounces TEQ) (c)	0.0008	0.0000	0.0000	0.0000	0.0008
Totals	269,790	1,200	1,962,366	43	2,233,400

Note: (a) The management and release of this substance falls below reporting levels set by the U.S. EPA.

(b) U.S. EPA only requires reporting of airborne forms of hydrochloric and sulfuric acid.

(c) Toxic equivalent; see AEP.Com for further explanation.

(d) A Form A was filed for this chemical at this facility; see AEP.Com for further explanation.



## Rockport Plant: Toxics Release Inventory for 2003

Plant: Rockport; Location: Rockport, Indiana

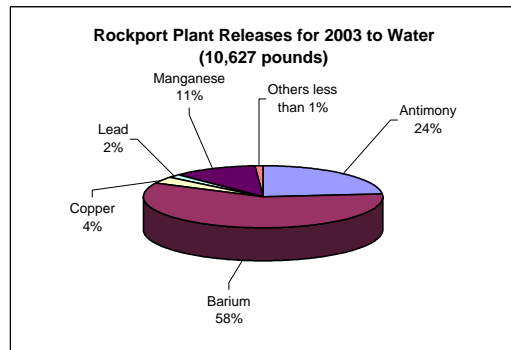
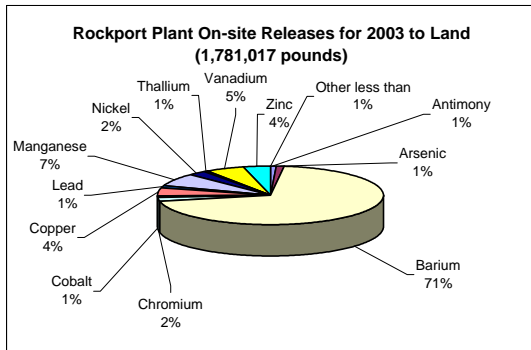

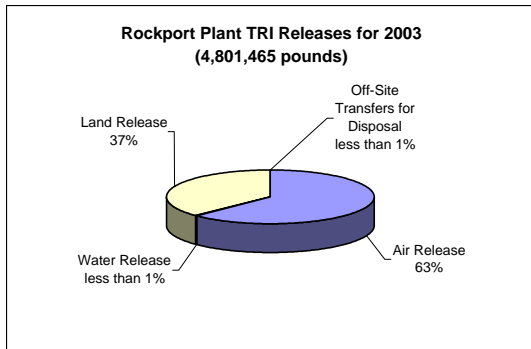
Contact Person: John LaGrange; Telephone: (812) 649-9171

2003 Generation -- 17,977,833 megawatthours; 2003 Coal Burned -- 19,708,432,000 pounds

**Rockport Plant Estimated TRI Releases for 2003  
(pounds)**

Chemical	Air	Water	On-site Land	Off-site Transfer	Total
Antimony Compounds	245	2,514	15,112	0	17,871
Arsenic Compounds	805	1	19,186	247	20,239
Barium Compounds	25,005	6,223	1,240,930	4,840	1,276,998
Beryllium Compounds	(a)	(a)	(a)	(a)	(a)
Chromium Compounds	1,750	31	41,231	247	43,259
Cobalt Compounds	445	11	15,912	0	16,368
Copper Compounds	1,305	390	76,051	0	77,746
Lead Compounds	1,126	185	23,445	255	25,011
Manganese Compounds	3,550	1,202	127,091	0	131,843
Mercury Compounds	873	0	91	15	979
Nickel Compounds	2,050	9	41,730	0	43,789
Selenium Compounds	(a)	(a)	(a)	(a)	(a)
Thallium Compounds	45	46	13,009	0	13,100
Vanadium Compounds	2,205	0	96,974	0	99,179
Zinc Compounds	4,805	14	70,255	0	75,074
Hydrochloric Acid Aerosol	2,400,000	(b)	(b)	(b)	2,400,000
Hydrogen Fluoride	420,000	0	0	0	420,000
Sulfuric Acid Aerosol	140,000	(b)	(b)	(b)	140,000
Ammonia	(a)	(a)	(a)	(a)	(a)
Chlorine	(a)	(a)	(a)	(a)	(a)
Benzo(g,h,i)perylene	0.28	0.00	0.00	0.00	0.28
PACs	6.80	0.00	0.00	0.00	6.80
Dioxins (ounces)	0.078	0.000	0.000	0.000	0.078
Dioxins (ounces TEQ) (c)	0.0029	0.0000	0.0000	0.0000	0.0029
Totals	3,004,216	10,627	1,781,017	5,604	4,801,465

Note: (a) The management and release of this substance falls below reporting levels set by the U.S. EPA.  
 (b) U.S. EPA only requires reporting of airborne forms of hydrochloric and sulfuric acid.  
 (c) Toxic equivalent; see AEP.Com for further explanation.



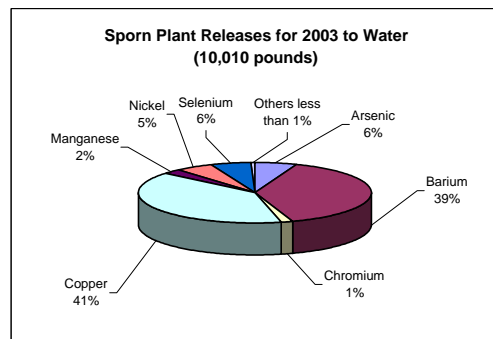
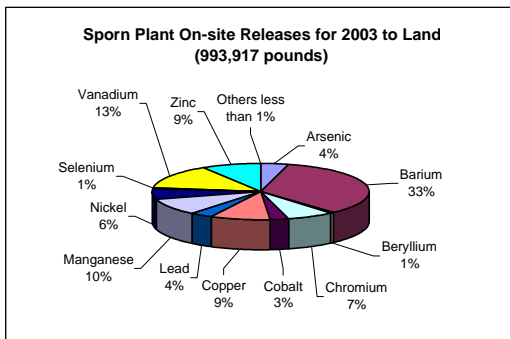
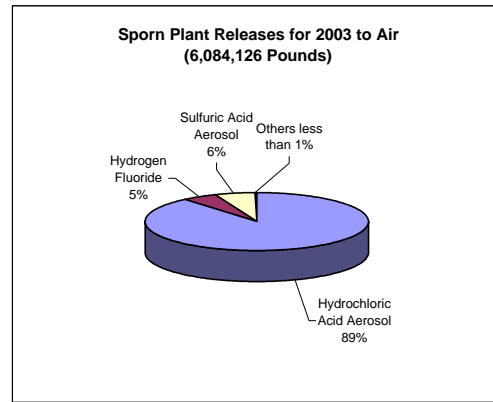
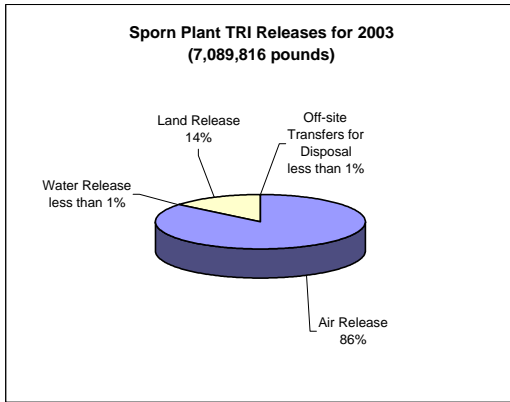
## Sporn Plant: Toxics Release Inventory for 2003

Plant: Sporn; Location: New Haven, West Virginia  
 Contact Person: Ginger MacKnight; Telephone: (304) 882-2126 ext. 1683  
 2003 Generation -- 6,173,239 megawatthours; 2003 Coal Burned -- 5,125,608,000 pounds

**Sporn Plant Estimated TRI Releases for 2003  
(pounds)**

Chemical	Air	Water	On-site Land	Off-site Transfer	Total
Antimony Compounds	(a)	(a)	(a)	(a)	(a)
Arsenic Compounds	375	590	41,430	73	42,468
Barium Compounds	755	3,900	339,000	1,480	345,135
Beryllium Compounds	23	0	5,460	0	5,483
Chromium Compounds	690	140	69,500	73	70,403
Cobalt Compounds	145	0	28,700	0	28,845
Copper Compounds	345	4,000	86,200	0	90,545
Lead Compounds	331	0	35,425	118	35,874
Manganese Compounds	800	240	94,700	0	95,740
Mercury Compounds	295	0	213	3	511
Nickel Compounds	685	520	61,300	0	62,505
Selenium Compounds	7,705	570	5,790	15	14,080
Thallium Compounds	(a)	(a)	(a)	(a)	(a)
Vanadium Compounds	665	0	139,000	0	139,665
Zinc Compounds	1,305	50	87,200	0	88,555
Hydrochloric Acid Aerosol	5,400,000	(b)	(b)	(b)	5,400,000
Hydrogen Fluoride	310,000	0	0	0	310,000
Sulfuric Acid Aerosol	360,000	(b)	(b)	(b)	360,000
Ammonia	5	0	0	0	5
Chlorine	(d)	(d)	(d)	(d)	(d)
Benzo(g,h,i)perylene	0.09	0.00	0.00	0.00	0.09
PACs	2.30	0.00	0.00	0.00	2.30
Dioxins (ounces)	0.026	0.000	0.000	0.000	0.026
Dioxins (ounces TEQ) (c)	0.0010	0.0000	0.0000	0.0000	0.0010
Totals	6,084,126	10,010	993,917	1,762	7,089,816

Note: (a) The management and release of this substance falls below reporting levels set by the U.S. EPA.  
 (b) U.S. EPA only requires reporting of airborne forms of hydrochloric and sulfuric acid.  
 (c) Toxic equivalent; see AEP.Com for further explanation.  
 (d) A Form A was filed for this chemical at this facility; see AEP.Com for further explanation.



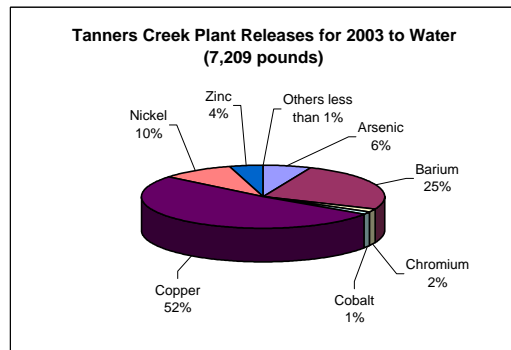
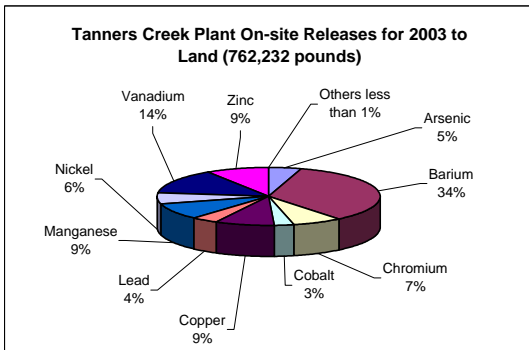
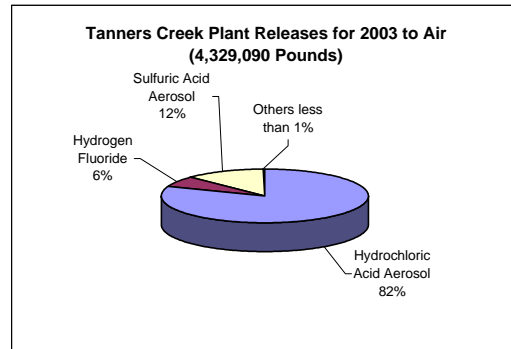
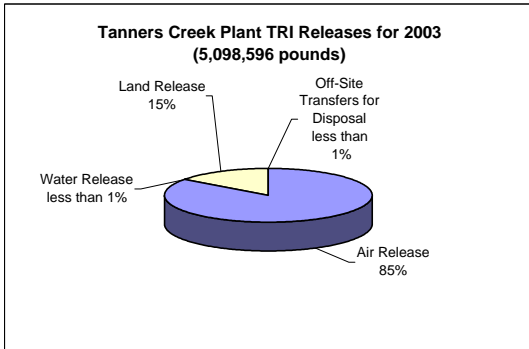
## Tanners Creek Plant: Toxics Release Inventory for 2003

Plant: Tanners Creek; Location: Lawrenceburg, Indiana  
 Contact Person: Sharon McFarland; Telephone: (812) 532-3124  
 2003 Generation -- 5,400,207 megawatthours; 2003 Coal Burned -- 4,716,350,000 pounds

**Tanners Creek Plant Estimated TRI Releases for 2003  
(pounds)**

Chemical	Air	Water	On-site Land	Off-site Transfer	Total
Antimony Compounds	(a)	(a)	(a)	(a)	(a)
Arsenic Compounds	635	460	36,780	6	37,881
Barium Compounds	1,605	1,800	262,000	47	265,452
Beryllium Compounds	(a)	(a)	(a)	(a)	(a)
Chromium Compounds	880	130	54,002	4	55,015
Cobalt Compounds	205	92	21,300	0	21,597
Copper Compounds	455	3,700	67,000	1	71,156
Lead Compounds	546	7	29,707	5	30,265
Manganese Compounds	1,050	0	70,000	1	71,051
Mercury Compounds	272	0	143	0	414
Nickel Compounds	910	710	45,000	0	46,620
Selenium Compounds	(a)	(a)	(a)	(a)	(a)
Thallium Compounds	(a)	(a)	(a)	(a)	(a)
Vanadium Compounds	925	0	106,000	0	106,925
Zinc Compounds	1,605	310	70,300	2	72,217
Hydrochloric Acid Aerosol	3,500,000	(b)	(b)	(b)	3,500,000
Hydrogen Fluoride	280,000	0	0	0	280,000
Sulfuric Acid Aerosol	540,000	(b)	(b)	(b)	540,000
Ammonia	(a)	(a)	(a)	(a)	(a)
Chlorine	(a)	(a)	(a)	(a)	(a)
Benzo(g,h,i)perylene	0.08	0.00	0.00	0.00	0.08
PACs	2.10	0.00	0.00	0.00	2.10
Dioxins (ounces)	0.023	0.000	0.000	0.000	0.023
Dioxins (ounces TEQ) (c)	0.0008	0.0000	0.0000	0.0000	0.0008
Totals	4,329,090	7,209	762,232	65	5,098,596

Note: (a) The management and release of this substance falls below reporting levels set by the U.S. EPA.  
 (b) U.S. EPA only requires reporting of airborne forms of hydrochloric and sulfuric acid.  
 (c) Toxic equivalent; see AEP.Com for further explanation.



## Welsh Plant: Toxics Release Inventory for 2003

**Plant: Welsh; Location: Pittsburg, Texas**

**Contact Person: Jim Trimble; Telephone (903) 855-5410**

**2003 Generation -- 10,284,826 megawatthours; 2003 Coal Burned -- 13,077,762,000 pounds**

**Welsh Plant Estimated TRI Releases for 2003  
(pounds)**

Chemical	Air	Water	On-site Land	Off-site Transfer	Total
Antimony Compounds	195	150	1,806	1	2,151
Arsenic Compounds	465	120	478	6	1,068
Barium Compounds	26,005	17,000	330,205	272	373,482
Beryllium Compounds	(a)	(a)	(a)	(a)	(a)
Chromium Compounds	1,250	150	7,569	76	9,045
Cobalt Compounds	(a)	(a)	(a)	(a)	(a)
Copper Compounds	895	6,200	8,305	1,100	16,500
Lead Compounds	792	15	1,478	17	2,302
Manganese Compounds	2,850	180	37,465	460	40,955
Mercury Compounds	438	3	5	2	448
Nickel Compounds	1,350	840	9,453	53	11,696
Selenium Compounds	(a)	(a)	(a)	(a)	(a)
Thallium Compounds	(a)	(a)	(a)	(a)	(a)
Vanadium Compounds	1,605	0	19,005	0	20,610
Zinc Compounds	3,205	140	7,772	67	11,184
Hydrochloric Acid Aerosol	54,000	(b)	(b)	(b)	54,000
Hydrogen Fluoride	190,000	0	0	0	190,000
Sulfuric Acid Aerosol	53,000	(b)	(b)	(b)	53,000
Ammonia	(a)	(a)	(a)	(a)	(a)
Chlorine	5	3,000	0	0	3,005
Benzo(g,h,i)perylene	0.16	0.00	0.00	0.00	0.16
PACs	4.10	0.00	0.00	0.00	4.10
Dioxins (ounces)	0.046	0.000	0.000	0.000	0.046
Dioxins (ounces TEQ) (c)	0.0017	0.0000	0.0000	0.0000	0.0017
Totals	336,060	27,798	423,541	2,052	789,451

Note: (a) The management and release of this substance falls below reporting levels set by the U.S. EPA.  
 (b) U.S. EPA only requires reporting of airborne forms of hydrochloric and sulfuric acid.  
 (c) Toxic equivalent; see AEP.Com for further explanation.

