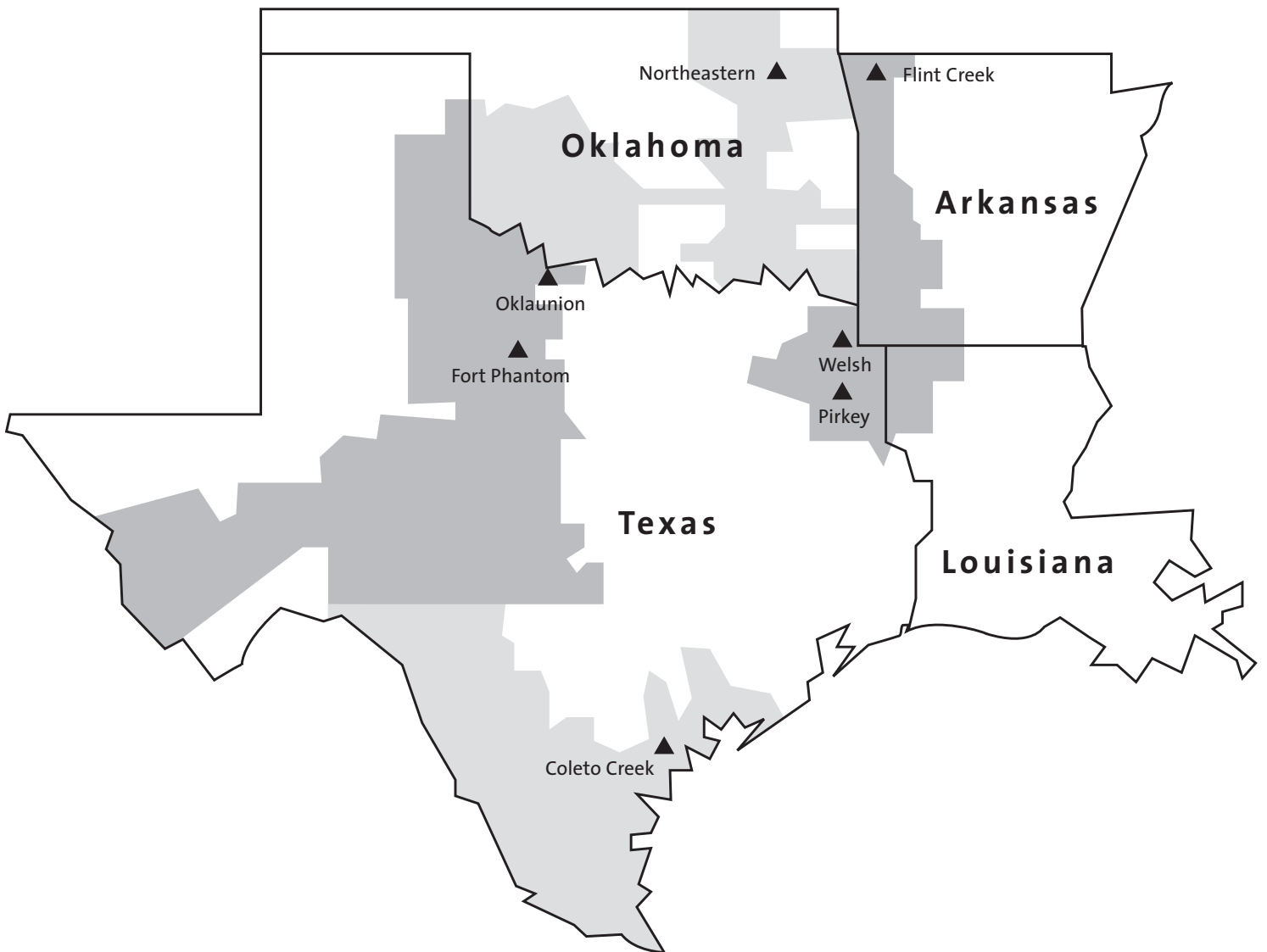


CSW System TRI Reportable Releases for 1999

Central and South West
Toxics Release Inventory
7 Power Plants



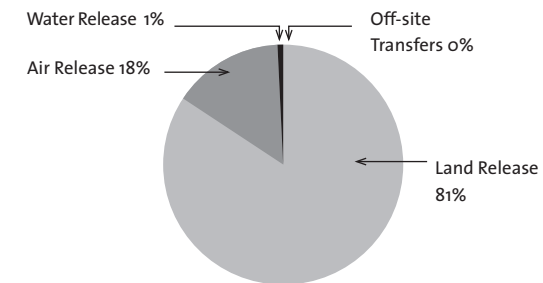
1999 CSW System TRI Reportable Releases From Power Plants

Coal/lignite facilities	Coal Burn (lbs)	Generation (MWH)	Antimony Compounds				Arsenic Compounds				Barium Compounds				Beryllium Compounds				Chromium Compounds				Cobalt Compounds				Copper Compounds				Lead Compounds							
			Air	Water	Land	Transfer	Air	Water	Land	Transfer	Air	Water	Land	Transfer	Air	Water	Land	Transfer	Air	Water	Land	Transfer	Air	Water	Land	Transfer	Air	Water	Land	Transfer	Air	Water	Land	Transfer				
TEXAS																																						
Coleta Creek	4,882,368,000	4,970,924	(b)	(b)	(b)	(b)	(b)	(b)	(b)	(b)	1,814	0	1,151,723	0	(b)	(b)	(b)	(b)	(b)	(b)	(b)	(b)	(b)	(b)	(b)	(b)	201	0	23,022	0	(b)	(b)	(b)	(b)				
Oklunion (a)	5,433,142,000	4,757,196	(b)	(b)	(b)	(b)	(b)	(b)	(b)	(b)	754	0	427,011	0	(b)	(b)	(b)	(b)	107	0	6,587	0	(b)	(b)	(b)	(b)	259	0	7,191	0	(b)	(b)	(b)	(b)				
Pirkey (a)	7,241,874,000	4,649,718	(b)	(b)	(b)	(b)	71	35	34,508	0	891	10,606	910,370	0	19	0	31,110	0	101	0	77,496	0	19	0	30,211	0	159	0	80,744	0	164	0	57,577	0				
Welsh 1-3	12,574,848,000	10,692,939	490	0	992	0	(b)	(b)	(b)	(b)	3,310	24,615	2,027,340	0	(b)	(b)	(b)	(b)	265	0	9,488	0	(b)	(b)	(b)	(b)	469	6,502	6,430	0	399	0	1,133	0				
OKLAHOMA																																						
Northeastern 1-4	6,929,552,000	8,275,777	(b)	(b)	(b)	(b)	(b)	(b)	(b)	(b)	8,725	2,782	355,471	0	(b)	(b)	(b)	(b)	305	0	3,571	0	(b)	(b)	(b)	(b)	504	0	8,376	0	(b)	(b)	(b)	(b)				
ARKANSAS																																						
Flint Creek (a)	4,524,428,000	3,897,335	(b)	(b)	(b)	(b)	(b)	(b)	(b)	(b)	1,162	4,638	936,015	0	(b)	(b)	(b)	(b)	(b)	(b)	(b)	(b)	(b)	(b)	(b)	(b)	310	2,214	22,095	0	(b)	(b)	(b)	(b)				
LOUISIANA																																						
NONE	—	—	—	—	—	—	—	—	—	—	—	—	—	—	—	—	—	—	—	—	—	—	—	—	—	—	—	—	—	—	—	—	—	—				
Coal generation totals	41,586,212,000	37,243,889	490	0	992	0	71	35	34,508	0	16,656	42,641	5,807,930	0	19	0	31,110	0	778	0	97,142	0	19	0	30,211	0	1,902	8,716	147,858	0	563	0	58,710	0				
Oil/gas facilities	Fuel Oil (gal)																																					
TEXAS	Fort Phantom	16,691	1,284,978	(b)	(b)	(b)	(b)	(b)	(b)	(b)	(b)	(b)	(b)	(b)	(b)	(b)	(b)	(b)	(b)	(b)	(b)	(b)	(b)	(b)	(b)	(b)	(b)	(b)	(b)	(b)	(b)							
CSW System totals		38,528,867	490	0	992	0	71	35	34,508	0	16,656	42,641	5,807,930	0	19	0	31,110	0	778	0	97,142	0	19	0	30,211	0	1,902	8,716	147,858	0	563	0	58,710	0				

1999 CSW System TRI Reportable Releases From Power Plants

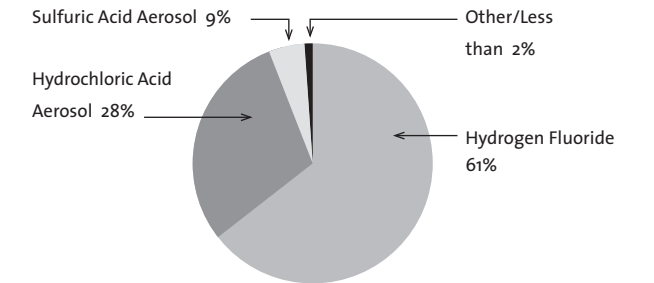
Coal/lignite facilities	Manganese Compounds				Nickel Compounds				Selenium Compounds				Thallium Compounds				Zinc Compounds				
	Air	Water	Land	Transfer	Air	Water	Land	Transfer	Air	Water	Land	Transfer	Air	Water	Land	Transfer	Air	Water	Land	Transfer	
TEXAS																					
Coleta Creek	580	0	39,144	0	(b)	(b)	(b)	(b)	(b)	(b)	(b)	(b)	(b)	(b)	(b)	(b)	40	0	27,305	0	
Oklunion (a)	204	0	31,589	0	(b)	(b)	(b)	(b)	(b)	(b)	(b)	(b)	(b)	(b)	(b)	(b)	736	0	11,682	0	
Pirkey (a)	215	2,538	357,296	0	110	0	69,330	0	236	34	21,640	0	45	0	44,241	0	73	24	52,330	0	
Welsh 1-3	147	935	6,387	0	242	752	5,233	0	(b)	(b)	(b)	(b)	(b)	(b)	(b)	(b)	701	75	5,092	0	
OKLAHOMA																					
Northeastern 1-4	222	582	8,601	0	282	563	1,862	0	(b)	(b)	(b)	(b)	(b)	(b)	(b)	(b)	1,121	479	6,982	0	
ARKANSAS																					
Flint Creek (a)	(b)	(b)	(b)	(b)	(b)	(b)	(b)	(b)	(b)	(b)	(b)	(b)	(b)	(b)	(b)	(b)	192	628	12,185	0	
LOUISIANA																					
NONE	—	—	—	—	—	—	—	—	—	—	—	—	—	—	—	—	—	—	—	—	
Coal generation totals	1,368	4,055	443,017	0	634	1,315	76,425	0	236	34	21,640	0	45	0	44,241	0	2,863	1,206	115,576	0	
Oil/gas facilities																					
TEXAS	Fort Phantom	(b)	(b)	(b)	(b)	(b)	(b)	(b)	(b)	(b)	(b)	(b)	(b)	(b)	(b)	(b)	(b)	(b)	(b)	(b)	(b)
CSW System totals	1,368	4,055	443,017	0	634	1,315	76,425	0	236	34	21,640	0	45	0	44,241	0	2,863	1,206	115,576	0	

CSW System Estimated TRI Releases for 1999

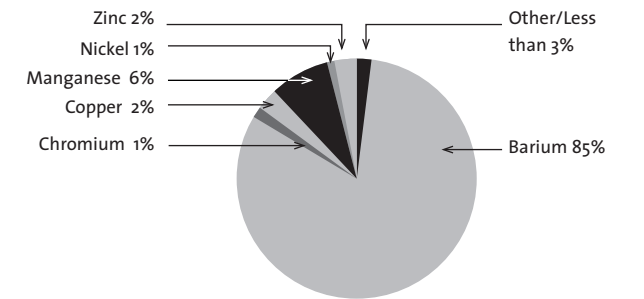


All release estimates are listed in pounds, unless otherwise noted.

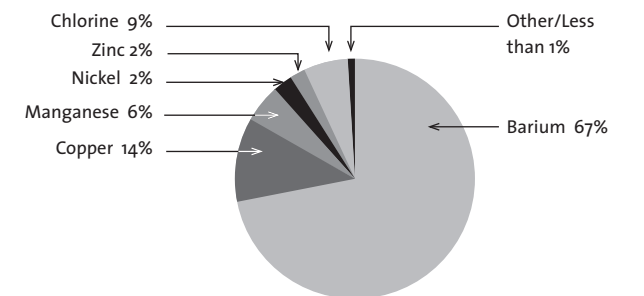
CSW System Releases for 1999 to Air



CSW System On-Site Releases for 1999 to Land



CSW System Releases for 1999 to Water



1999 CSW System TRI Reportable Releases From Power Plants

Coal/lignite facilities	Hydrochloric Acid Aerosol				Hydrogen Fluoride				Sulfuric Acid Aerosol				Ammonia				Chlorine				Total (d)				Total Plant			
	Air	Water	Land	Transfer	Air	Water	Land	Transfer	Air	Water	Land	Transfer	Air	Water	Land	Transfer	Air	Water	Land	Transfer	Air	Water	Land	Transfer				
TEXAS																												
Coleta Creek	196,716	(c)	(c)	0	244,139	0	0	0	25,442	(c)	(c)	0	(b)	(b)	(b)	(b)	0	843	0	0	468,932	843	1,241,194	0	1,710,969			
Oklunion (a)	12,934	(c)	(c)	0	33,289	0	0	0	(b)	(b)	(b)	(b)	(b)	(b)	(b)	(b)	68	0	211	0	48,351	0	484,271	0	532,622			
Pirkey (a)	32,467	(c)	(c)	0	45,496	0	0	0	31,877	(c)	(c)	0	(b)	(b)	(b)	(b)	0	480	0	0	111,943	13,717	1,766,853	0	1,892,513			
Welsh 1-3	94,802	(c)	(c)	0	278,329	0	0	0	58,176	(c)	(c)	0	(b)	(b)	(b)	(b)	0	1,020	0	0	437,330	33,899	2,062,095	0	2,533,324			
OKLAHOMA																												
Northeastern 1-4	52,733	(c)	(c)	0	216,097	0	0	0	18,493	(c)	(c)	0	(b)	(b)	(b)	(b)	1	2,927	0	0	298,483	7,333	384,863	0	690,679			
ARKANSAS																												
Flint Creek (a)	34,470	(c)	(c)	0	88,856	0	0	0	(b)	(b)	(b)	0	(b)	(b)	(b)	(b)	(b)	(b)	(b)	(b)	124,990	7,480	970,295	0	1,102,765			
LOUISIANA																												
NONE	—	—	—	—	—	—	—	—	—	—	—	—	—	—	—	—	—	—	—	—	—	—	—	—	—	—	—	—
Coal generation totals	424,122	(c)	(c)	0	906,206	0	0	0	133,988	(c)	(c)	0	0	0	0	0	69	5,270	211	0	1,490,029	63,272	6,909,571	0	8,462,872			
Oil/gas facilities																												
TEXAS	Fort Phantom	(b)	(b)	(b)	(b)	(b)	(b)	(b)	(b)	(b)	(b)	(b)	(b)	(b)	(b)	(b)	(b)	0	180	0	0	0	180	0	0	180		
CSW System totals	424,122	0	0	0	906,206	0	0	0	133,988	0	0	0	0	0	0	0	69	5,450	211	0	1,490,029	63,452	6,909,571	0	8,463,052			

Notes

- (a) CSW System TRI reportable numbers include 264, 151 and 95 megawatts generation capacity owned by others at Flint Creek, Oklaunion, and Pirkey plants, respectively. Numbers do not include 262 megawatts of generation at Dolet Hills power plant (Located in Louisiana, 650 MW total) owned by CSW and operated by CLECO.
 - (b) The management and release of this substance falls below reporting levels set by the U.S. EPA.
 - (c) U.S. EPA only requires reporting of airborne forms of hydrochloric and sulfuric acid.
 - (d) Actual reportable TRI release estimates submitted to U.S. EPA and state agencies may be slightly different due to rounding differences.
-

Texas

Coleto Creek
Fannin, TX
Mike Fields
(361) 788-5112

Oklaunion
Vernon, TX
Mark Barton
(940) 886-2725

Pirkey
Hallsville, TX
Arne Melson
(903) 927-5862

Welsh
Pittsburg, TX
Jim Trimble
(903) 855-5410

Fort Phantom
Abilene, TX
Charles Brown
(915) 674-7534

Oklahoma

Northeastern 3 & 4
Oologah, OK
Doug Laney
(918) 581-0844

Arkansas

Flint Creek
Gentry, AR
Dan Lee
(501) 736-3511