











# AEP'S 2022 ESG PERFORMANCE SCORECARD

Strong financial and operational performance is inextricably linked to robust environmental, social and governance (ESG) practices and strategy. Awareness of how ESG impacts the full value-chain helps to inform business decisions while delivering results. Whether aligning our capital investments with our decarbonization and grid modernization strategy, or our commitment to a strong safety culture and governance practices, AEP's efforts to integrate ESG into the business deliver short- and long-term value for all stakeholders. In addition, we map our efforts to the United Nations Sustainable Development Goals (SDGs), demonstrating the contributions AEP is making to create shared value for our customers, communities, investors and our company.

Performance Metric	Status	Tied to Incentive Comp and/or Leader Oversight	UNSDG Mapping
<b>Environmental</b>			
<p>Reduce AEP's scope 1 GHG emissions 80% by 2030 (compared to 2005 levels) and achieve net-zero scope 1 and 2 emissions by 2045.</p> <p><i>Visit AEP's <a href="#">Decarbonization Strategy</a> for more details.</i></p>	●	Yes	
<p>Carbon-free capacity goal: 3-year non-emitting generating capacity growth.</p> <p><i>Visit AEP's <a href="#">Decarbonization Strategy</a> for more details.</i></p>	●	Yes	
<p>By 2030 grow regulated renewables to approximately 50% of our generating capacity.</p> <p><i>Visit AEP's <a href="#">Decarbonization Strategy</a> for more details.</i></p>	●	Yes	
<p>Convert 40% of our highway fleet to Electric Plug-In by 2030. This includes purchasing 100% of our replacement cars and light-duty trucks with available EV alternatives and electrifying 50% of our forklifts.</p> <p><i>Visit AEP's <a href="#">Electrification Strategy</a> for more details.</i></p>	●	Yes	
<p>Zero violations of environmental laws and regulations and zero enforcement actions.</p> <p><i>Visit <a href="#">Environmental Performance</a> for more details.</i></p>	●	Yes	

● On Target    ● Partially on Target    ● Target not Achieved

Performance Metric	Status	Tied to Incentive Comp and/or Leader Oversight	UNSDG Mapping
<b>Social</b>			
Achieve Zero Harm – Zero employee fatalities. <i>Visit <a href="#">Safety &amp; Health Performance</a> for more details.</i>	●		
Achieve Zero Harm – Employee & Contractor DART Rate. <i>Visit <a href="#">Safety &amp; Health Performance</a> for more details.</i>	●	Yes	 
Perform Targeted CORE Visits using a structured process to address high-risk activities through continuous learning. <i>Visit <a href="#">Safety &amp; Health Performance</a> for more details.</i>	●		
Achieve 15% of our total managed spend with diverse suppliers by the end of 2025 [includes Tier 1 (prime) and Tier 2 (subcontractors) suppliers]. <i>Visit <a href="#">Supply Chain Management</a> for more details.</i>	●	Yes	    
Ensure an engaged, collaborative and appreciated workforce by measuring our culture journey through our annual employee survey. <i>Visit <a href="#">Human Capital Management</a> for more details.</i>	●	Yes	  

● On Target    ● Partially on Target    ● Target not Achieved

